

Succeed in Cambridge English: Starters

For the revised
exam from 2018

8

Complete Practice Tests

Andrew Betsis
Lawrence Mamas



Audio Scripts & Answers

NTV

Công ty TNHH
Nhân Trí Việt



NHÀ XUẤT BẢN TỔNG HỢP
THÀNH PHỐ HỒ CHÍ MINH

Succeed in Cambridge English: Starters – Audio Scripts & Answers

Copyright © 2018 by Global ELT Ltd.

Vietnam's edition © 2018 by Nhan Tri Viet Co., Ltd.

This edition is published in Vietnam under a license Agreement between Global ELT Limited, UK and Nhan Tri Viet Co., Ltd., Vietnam.

All rights reserved. No part of this publication may be reproduced, stored in a retrieval system, or transmitted, in any form or by any means, electronic, mechanical, photocopying, recording, or otherwise, without the prior written permission of the copyright owner.

Audio Scripts

R = Rubric WM = Woman

Test 1

Hello. This is the Cambridge English Starters, Listening Test 1.

Part 1

Look at Part 1. Now look at the picture. Listen and look. There is one example. (pause) 3 seconds

BOY: Here's a photo of me and my friends, Miss Brown.

WM: Oh yes! Who's that? The boy with the ball.

BOY: His name's Nick. He's kicking a ball! Nick loves football.

WM: That's good.

(pause) 3 seconds

R: Can you see the line? This is an example. Now you listen and draw lines. (pause) 3 seconds
[REPEAT FROM HERE]

R: One

WM: There are two girls here; one is standing and one is sitting on the street. Who's the girl in the brown boots?

BOY: Is she wearing a red dress?

WM: Yes, she is.

BOY: This is Alice. She's very nice.

(pause) 5 seconds

R: Two

BOY: And the girl next to Alice is Jill.

WM: Is Jill reading a book?

BOY: Yes! She loves reading.

WM: So do I!

(pause) 5 seconds

R: Three

WM: That's a beautiful dog!

BOY: Yes, that's Tom's dog.

WM: Is Tom sitting next to the dog?

BOY: Yes, that's right. He's looking at him.

(pause) 5 seconds

R: Four

WM: Who's the boy with the skateboard?

BOY: Is this boy wearing a hat?

WM: Yes.

BOY: That's my friend Dan. Skateboarding is Dan's favourite hobby.

(pause) 5 seconds

R: Five

WM: And what's that boy's name? He's running.

BOY: Has he got black hair or brown hair?

WM: Oh! He's got black hair.

BOY: His name's Matt. Matt is very funny.

(pause) 5 seconds

R: Now listen to Part 1 again. PAUSE 00'03"
[REPEAT PART 1 WITH ONLY 00'03" PAUSES]
That is the end of Part 1. PAUSE 00'05"

Part 2

Look at the picture. Listen and write a name or a number. There are two examples. (pause) 3 seconds

WM: Hello, Tom. Is that your robot?

BOY: Yes. His name is Alex. It's my favourite toy.

WM: Can you spell his name?

BOY: Yes, I can. It's A-L-E-X.

(pause) 3 seconds

WM: How old are you, Tom?

BOY: I'm ten.

WM: Ten?

BOY: That's right.

(pause) 3 seconds

R: Can you see the answers? Now you listen and write a name or number. (pause) 3 seconds
[REPEAT FROM HERE]

R: One

WM: And how old is your robot?

BOY: He's three years old.

WM: Sorry? How old is Alex?

BOY: Three.

(pause) 10 seconds

R: Two

WM: Have you got a sister?

BOY: Yes. Her name is Lucy.

WM: Is that L-U-C-Y?

BOY: That's right.

(pause) 10 seconds

R: Three

WM: Have you got many friends at school?

BOY: Yes, lots. I have eight friends.

WM: Eight! That is a lot.

BOY: Yes, it's nice to have good friends.

(pause) 10 seconds

R: Four

WM: Has Alex got a friend?

BOY: Yes. His friend's name is Sue.

WM: How do you spell that?

BOY: S-U-E.

(pause) 10 seconds

R: Five

WM: What can Alex do?

BOY: He can write numbers.

WM: How many numbers can he write?

BOY: Fifteen.

WM: Sorry? Fifteen?

BOY: That's right.

(pause) 10 seconds

R: Now listen to Part 2 again. PAUSE 00'03"
[REPEAT PART 2 WITH ONLY 00'05" PAUSES]
That is the end of Part 2. PAUSE 00'05"

Part 3

Look at the pictures. Now listen and look. There is one example. (pause) 3 seconds

R: What is Sam giving his father?
(pause) 3 seconds

MAN: It's my father's birthday, Anna.

WM: Are you giving him a book?

MAN: No, I'm not.

WM: Well, are you giving him a camera?

MAN: No, I'm giving him a baseball.
(pause) 3 seconds

R: Can you see the tick? Now you listen and tick the box.
(pause) 3 seconds [REPEAT FROM HERE]

R: One. What can Bill see at the beach?
(pause) 3 seconds

MAN: What a nice day at the beach, Bill! Can you see a boat?

BOY: No, I can't see a boat.

MAN: Can you see a spider?

BOY: No, I can see a shell.
(pause) 5 seconds

R: Two. What is May doing?
(pause) 3 seconds

WM: Is May in the kitchen, Kim?

GIRL: No, she's in the living room.

WM: Is she drawing a picture?

GIRL: No, she's singing.
(pause) 5 seconds

R: Three. What is Jill playing with?
(pause) 3 seconds

MAN: What are you playing with, Jill? Is it a frog or a crocodile?

GIRL: No, it's not green like them.

MAN: Oh, well. Is it a giraffe?

GIRL: Yes, it is.
(pause) 5 seconds

R: Four. What is Ben having for breakfast?
(pause) 3 seconds

WM: Ben, do you want a banana or a mango for breakfast?

MAN: A mango. Can I have some juice?

WM: We haven't got any juice. Do you want some milk?

MAN: OK.
(pause) 5 seconds

R: Five. What sport does Pat want to play?
(pause) 3 seconds

MAN: Pat, do you want to play tennis?

GIRL: No, not today.

MAN: Well, do you want to play football?

GIRL: No, let's play basketball.
(pause) 5 seconds

R: Now listen to Part 3 again. PAUSE 00'03"
[REPEAT PART 3 WITH NO PAUSE AFTER THE QUESTION BUT THE SAME 00'05" PAUSE AFTER EACH DIALOGUE]
That is the end of Part 3. PAUSE 00'05"

Part 4

Look at the picture. Listen and look. There is one example. (pause) 3 seconds

MAN: Can you see the cat on the desk?

GIRL: On the desk?

MAN: Yes. Colour that cat red.

GIRL: Red? OK.
(pause) 3 seconds

R: Can you see the red cat on the desk? This is an example. Now you listen and colour.
(pause) 3 seconds [REPEAT FROM HERE]

R: One

MAN: Look. Do you see the cat next to the computer?

GIRL: Where?

MAN: Next to the computer.

GIRL: Oh yes, I see it. Can I colour it grey?

MAN: Yes, colour it grey.
(pause) 15 seconds

R: Two

MAN: Can you see the cat in front of the radio?

GIRL: Yes.

MAN: Well, colour it green.

GIRL: Which colour?

MAN: Green. The cat in front of the radio.
(pause) 15 seconds

R: Three

MAN: Do you see the cat under the painting?

GIRL: Yes.

MAN: Would you like to colour that cat yellow?

GIRL: OK. A yellow cat under the painting.
(pause) 15 seconds

R: Four

MAN: Look, there's a cat between the piano and the bookcase.

GIRL: I see it. Can I colour it purple?

MAN: Yes, you can.

GIRL: OK. The cat between the piano and the bookcase is purple.
(pause) 15 seconds

R: Five

MAN: Do you see the toy cow?

GIRL: Yes. There's a cat sitting on it!

MAN: That's right. Colour that cat brown.

GIRL: Which colour?

MAN: Brown. The cat sitting on the toy cow.

GIRL: OK. What a beautiful picture!
(pause) 15 seconds

R: Now listen to Part 4 again. PAUSE 00'03"
[REPEAT PART 4 WITH ONLY 00'10" PAUSES]
That is the end of the Starters Listening Test 1.

Test 2

Hello. This is the Cambridge English Starters, Listening Test 2.

Part 1

Look at Part 1. Now look at the picture. Listen and look. There is one example. (pause) 3 seconds

GIRL: Look at this photo, Dad! These are my friends.

MAN: Oh, great! Who's the boy with the balloon?

GIRL: His name's Sam. He's got a blue balloon! Sam loves balloons.

(pause) 3 seconds

R: Can you see the line? This is an example. Now you listen and draw lines. (pause) 3 seconds

[REPEAT FROM HERE]

R: One

MAN: Who's this girl? She's in the sea, but she isn't swimming.

GIRL: Her name's Anna. She can't swim very well.

MAN: Are you and Anna good friends?

GIRL: Yes, we are.

(pause) 5 seconds

R: Two

GIRL: And this is Grace. She's playing with a ball.

MAN: Yes, she's got an orange ball.

GIRL: Yes! Grace loves playing with her ball at the beach.

MAN: That's good.

(pause) 5 seconds

R: Three

MAN: Who's the girl with the dog? She's wearing a pink dress.

GIRL: That's Sue.

MAN: Is this her dog?

GIRL: Yes, he is. Sue loves her dog. She loves playing with him.

(pause) 5 seconds

R: Four

MAN: That boy is swimming very well. What's his name?

GIRL: The boy with brown hair?

MAN: Yes.

GIRL: That's my cousin Mark. Swimming is Mark's favourite hobby.

(pause) 5 seconds

R: Five

MAN: And who's that boy? He's wearing a brown hat.

GIRL: His name's Alex. Alex likes fishing.

MAN: Me too!

GIRL: I like swimming, not fishing!

(pause) 5 seconds

R: Now listen to Part 1 again. PAUSE 00'03"

[REPEAT PART 1 WITH ONLY 00'03" PAUSES]

That is the end of Part 1. PAUSE 00'05"

Part 2

Look at the picture. Listen and write a name or a number. There are two examples. (pause) 3 seconds

WM: Hello. What's your name?

BOY: It's Ben.

WM: Can you spell that?

BOY: Yes, I can. It's B-E-N.

WM: I like this name a lot.

(pause) 3 seconds

WM: Are these your photos, Ben?

BOY: Yes, they are. I have five photos.

WM: How many?

BOY: Five.

(pause) 3 seconds

R: Can you see the answers? Now you listen and write a name or number. (pause) 3 seconds

[REPEAT FROM HERE]

R: One

WM: And where do you live, Ben?

BOY: In a house in Flower Street.

WM: Do you spell that F-L-O-W-E-R?

BOY: Yes, that's right. It's near the school.

(pause) 10 seconds

R: Two

WM: Have you got many brothers and sisters?

BOY: I've got two brothers.

WM: Two brothers?

BOY: Yes. Here's a photo of them.

WM: What a nice family!

(pause) 10 seconds

R: Three

WM: And who's this?

BOY: That's my friend. Look. We're playing tennis.

WM: What's her name?

BOY: It's Anna. I can spell it. It's A-N-N-A.

WM: Well done!

(pause) 10 seconds

R: Four

WM: How old is Anna?

BOY: She's eight.

WM: Sorry? How old?

BOY: Eight.

WM: Oh, my brother's child is 8 years old, too.

(pause) 10 seconds

R: Five

WM: And is this your dog?

BOY: Yes, his name's Hugo.

WM: What a funny name! Can you spell it?

BOY: Yes, it's H-U-G-O.

(pause) 10 seconds

R: Now listen to Part 2 again. PAUSE 00'03"

[REPEAT PART 2 WITH ONLY 00'05" PAUSES]

That is the end of Part 2. PAUSE 00'05"

Part 3

Look at the pictures. Now listen and look. There is one example. (pause) 3 seconds

R: What colour is Kim's dog?

(pause) 3 seconds

GIRL: I've got a new dog!

WM: That's great, Kim! What colour is he? Is he brown?

GIRL: No, he isn't.

WM: Well, is he black?

GIRL: No, he's grey.

(pause) 3 seconds

R: Can you see the tick? Now you listen and tick the box. (pause) 3 seconds [REPEAT FROM HERE]

R: One. Where is Nick's brother?

(pause) 3 seconds

MAN: Nick, where is your brother? I can't find him.

BOY: Is he in the dining room?

MAN: No, he's not in the dining room and he's not in the living room.

BOY: Oh, here he is. He's in the bedroom. He's sleeping.

(pause) 5 seconds

R: Two. What is Lucy wearing?

(pause) 3 seconds

WM: Lucy, do you want to wear your purple skirt today?

GIRL: No, not today. Can I wear my green skirt?

WM: I can't find it. Here, you can wear your pink skirt.

GIRL: OK.

(pause) 5 seconds

R: Three. Which is Sue's lunch?

(pause) 3 seconds

MAN: What are you having for lunch, Sue? Is it chicken?

GIRL: No, it's not. It's fish.

MAN: And have you got an apple or an orange?

GIRL: An orange.

(pause) 5 seconds

R: Four. Which is Tom's sister?

(pause) 3 seconds

WM: Tom, is your sister the girl with short hair?

BOY: No, she has long hair.

WM: Is she wearing a pink hat?

BOY: Yes.

(pause) 5 seconds

R: Five. What's the teacher doing?

(pause) 3 seconds

BOY: May, what's the teacher doing? Is she writing on the board?

GIRL: No, she's not.

BOY: Well, is she eating lunch?

GIRL: No, she's reading the children a story.

(pause) 5 seconds

R: Now listen to Part 3 again. PAUSE 00'03"

[REPEAT PART 3 WITH NO PAUSE AFTER THE QUESTION BUT THE SAME 00'05" PAUSE AFTER EACH DIALOGUE]

That is the end of Part 3. PAUSE 00'05"

Part 4

Look at the picture. Listen and look. There is one example. (pause) 3 seconds

MAN: Would you like to colour this picture?

GIRL: OK. Can I colour the sock on the sofa?

MAN: Yes. Colour that sock orange.

GIRL: OK. The sock on the sofa is orange.

(pause) 3 seconds

R: Can you see the orange sock on the sofa? This is an example. Now you listen and colour.

(pause) 3 seconds [REPEAT FROM HERE]

R: One

MAN: Can you find the camera?

GIRL: Yes. There's a sock on it!

MAN: That's right. Colour the sock on the camera green.

GIRL: Sorry? What colour?

MAN: Colour it green.

(pause) 15 seconds

R: Two

MAN: Can you see the sock next to the toy hippo?

GIRL: Yes. Can I colour that sock blue?

MAN: Yes, you can.

GIRL: OK. The sock next to the toy hippo is blue.

MAN: Well done.

(pause) 15 seconds

R: Three

MAN: Now find the sock between the TV and the clock.

GIRL: I see it.

MAN: Would you like to colour that sock purple?

GIRL: OK. A purple sock between the TV and the clock.

(pause) 15 seconds

R: Four

MAN: Do you see the sock behind the chair?

GIRL: I see it.

MAN: Well, colour it red.

GIRL: OK. The sock next to the chair is red.

(pause) 15 seconds

R: Five

GIRL: Which sock can I colour now?

MAN: Colour the sock in the box yellow.

GIRL: Which colour?

MAN: Yellow. The sock in the box.

GIRL: OK.

(pause) 15 seconds

R: Now listen to Part 4 again. PAUSE 00'03"

[REPEAT PART 4 WITH ONLY 00'10" PAUSES]

That is the end of the Starters Listening Test 2.

Test 3

Hello. This is the Cambridge English Starters, Listening Test 3.

Part 1

Look at Part 1. Now look at the picture. Listen and look. There is one example. (pause) 3 seconds

BOY: Here's a photo of my family, Miss Green.
WM: Is this man your grandpa? He's wearing red glasses.
BOY: Yes, he is. His name's Tom.
WM: Tom?
BOY: Yes, that's right.
(pause) 3 seconds

R: Can you see the line? This is an example. Now you listen and draw lines. (pause) 3 seconds
[REPEAT FROM HERE]

R: One

WM: Oh! Who's that? The boy in the water.
BOY: His name's Nick. He's my brother. Nick likes boats.
WM: He's holding a boat in the photo.
BOY: Yes. This is his favourite toy boat.
(pause) 5 seconds

R: Two

WM: And who's the woman next to your grandpa?
She's holding a glass.
BOY: That's my mum. Her name's Anna.
WM: Anna is a beautiful name.
BOY: Mum loves drinking juice!
WM: Really? Me too.
(pause) 5 seconds

R: Three

WM: Who's that girl? She's playing the guitar.
BOY: That's May, my young sister.
WM: Can she sing?
BOY: No, May can't sing.
(pause) 5 seconds

R: Four

WM: Who's the woman in front of the door?
BOY: That's my grandma. Her name's Grace.
WM: Is there a baby next to her?
BOY: Yes, there is. The baby's sleeping.
(pause) 5 seconds

R: Five

WM: And what's that girl's name? She's got a flower in her hair.
BOY: That's Eva, my cousin. Eva likes flowers.
WM: Yes, and there's a flower on her skirt, too.
BOY: That's right.
(pause) 5 seconds

R: Now listen to Part 1 again. PAUSE 00'03"
[REPEAT PART 1 WITH ONLY 00'03" PAUSES]
That is the end of Part 1. PAUSE 00'05"

Part 2

Look at the picture. Listen and write a name or a number. There are two examples. (pause) 3 seconds

WM: Hello, Sam. How old are you?
BOY: I'm eleven.
WM: Pardon? How old?
BOY: Eleven.
(pause) 3 seconds

WM: And is this your friend?
BOY: Yes, she is. Her name is May.
WM: Can you spell that?
BOY: It's M-A-Y.
(pause) 3 seconds

R: Can you see the answers? Now you listen and write a name or number. (pause) 3 seconds
[REPEAT FROM HERE]

R: One

WM: And where does May live?
BOY: In a house in Plane Street.
WM: How do you spell that, Sam?
BOY: P-L-A-N-E.
WM: Oh, I know that street.
(pause) 10 seconds

R: Two

WM: Are these your toy trains?
BOY: Yes, they are. I have six trains.
WM: How many? Six?
BOY: Yes.
(pause) 10 seconds

R: Three

BOY: Look. These are my goats.
WM: What nice goats! How many have you got?
BOY: We've got three goats.
WM: Three? That's good.
(pause) 10 seconds

R: Four

WM: Is this your favourite goat?
BOY: Yes. Her name is Smiles.
WM: Can you spell that?
BOY: Yes, it's S-M-I-L-E-S.
(pause) 10 seconds

R: Five

WM: And how old is Smiles?
BOY: She's five.
WM: Five?
BOY: That's right.
(pause) 10 seconds

R: Now listen to Part 2 again. PAUSE 00'03"
[REPEAT PART 2 WITH ONLY 00'05" PAUSES]
That is the end of Part 2. PAUSE 00'05"

Part 3

Look at the pictures. Now listen and look. There is one example. (pause) 3 seconds

R: What is Jill's favourite toy?
(pause) 3 seconds

GIRL: I can't find my favourite toy, Mum!

WM: What is it, Jill? Is it your doll?

GIRL: No, it isn't.

WM: Well, is it your bike?

GIRL: No, it's my helicopter.

WM: Oh, here it is.

(pause) 3 seconds

R: Can you see the tick? Now you listen and tick the box. (pause) 3 seconds [REPEAT FROM HERE]

R: One. What animal is in the garden?
(pause) 3 seconds

MAN: Bill, there's an animal in the garden!

BOY: Is it a lizard?

MAN: No, it's not.

BOY: Well, is it a duck?

MAN: No, it's a frog.

(pause) 5 seconds

R: Two. Which is the baby's breakfast?
(pause) 3 seconds

WM: Anna, I'm making breakfast for the baby.

GIRL: Is she having bread?

WM: No, she can't eat bread and she can't eat grapes.
She's having potatoes.

GIRL: Right.

(pause) 5 seconds

R: Three. Who is Pat phoning?
(pause) 3 seconds

MAN: Who are you phoning, Pat? Is it your sister?

GIRL: No, it's not.

MAN: Well, is it your father?

GIRL: No, it's my grandmother.

(pause) 5 seconds

R: Four. What's in the box?
(pause) 3 seconds

GIRL: Alex, is that a box of photos?

BOY: No, I haven't got photos.

GIRL: Is it a box of flowers?

BOY: No, there's fruit in the box.

(pause) 5 seconds

R: Five. Where is Nick's drawing?
(pause) 3 seconds

BOY: Have you seen my drawing? It isn't on my desk.

GIRL: Is it on your chair?

BOY: No, it isn't.

GIRL: I see it. It's on the floor under the table.

(pause) 5 seconds

R: Now listen to Part 3 again. PAUSE 00'03"
[REPEAT PART 3 WITH NO PAUSE AFTER THE QUESTION BUT THE SAME 00'05" PAUSE AFTER EACH DIALOGUE]
That is the end of Part 3. PAUSE 00'05"

Part 4

Look at the picture. Listen and look. There is one example. (pause) 3 seconds

MAN: Can you see the clock under the bird?

GIRL: Yes, I can.

MAN: Well, colour that clock green.

GIRL: OK. The clock under the bird is green.
(pause) 3 seconds

R: Can you see the green clock under the bird?
This is an example. Now you listen and colour.
(pause) 3 seconds [REPEAT FROM HERE]

R: One

MAN: Now, find the clock on the tree.

GIRL: I see it!

MAN: Colour the clock on the tree brown.

GIRL: Sorry? What colour?

MAN: Colour it brown.

(pause) 15 seconds

R: Two

MAN: Look. Can you see the clock next to the dog?

GIRL: Yes, here it is!

MAN: Please colour it yellow.

GIRL: OK. The clock next to the dog is yellow.
(pause) 15 seconds

R: Three

MAN: Do you see the clock behind the crocodile?

GIRL: I see it. Can I colour that clock pink?

MAN: Yes, you can. Colour the clock behind the crocodile pink.

GIRL: OK. There it is.

(pause) 15 seconds

R: Four

MAN: Can you find the clock between the watermelons and the carrots?

GIRL: Yes, here it is.

MAN: Please colour it grey.

GIRL: Grey? OK.

(pause) 15 seconds

R: Five

GIRL: Can I colour the clock next to the drawing?

MAN: Next to the drawing? Colour it blue.

GIRL: Blue? OK.

MAN: What a great picture!
(pause) 15 seconds

R: Now listen to Part 4 again. PAUSE 00'03"
[REPEAT PART 4 WITH ONLY 00'10" PAUSES]
That is the end of the Starters Listening Test 3.

Test 4

Hello. This is the Cambridge English Starters, Listening Test 4.

Part 1

Look at Part 1. Now look at the picture. Listen and look. There is one example. (pause) 3 seconds

GIRL: Look at this photo, Grandpa! These are my classmates.

MAN: Who's that girl? She's holding a red book.

GIRL: That's Alice. Alice likes school.

MAN: Yes, she's smiling!

(pause) 3 seconds

R: Can you see the line? This is an example. Now you listen and draw lines. (pause) 3 seconds
[REPEAT FROM HERE]

R: One

MAN: Who's that girl? She's sitting between two boys, and she's wearing a blue dress.

GIRL: Her name's Anna. Blue is her favourite colour!

MAN: Are you and Anna friends?

GIRL: Yes, we are.

(pause) 5 seconds

R: Two

GIRL: And this is Alex. He's in front of the girl in the blue dress.

MAN: Yes, OK. I can see him now.

GIRL: Alex doesn't like numbers, but he likes English.

MAN: Oh! I like numbers!

GIRL: So do I!

(pause) 5 seconds

R: Three

MAN: Who's that boy? He's sitting.

GIRL: Is he wearing a purple or a green T-shirt?

MAN: A purple one.

GIRL: His name's Hugo. Hugo likes English, too.

(pause) 5 seconds

R: Four

MAN: Who's the boy with the red bag?

GIRL: Is he standing in front of the door?

MAN: Yes, he is.

GIRL: That's my friend Mark.

(pause) 5 seconds

R: Five

MAN: And who's that boy with black hair? There's a rubber on his desk.

GIRL: His name's Ben.

MAN: Are you friends?

GIRL: No, we aren't. I don't like Ben.

(pause) 5 seconds

R: Now listen to Part 1 again. PAUSE 00'03"
[REPEAT PART 1 WITH ONLY 00'03" PAUSES]
That is the end of Part 1. PAUSE 00'05"

Part 2

Look at the picture. Listen and write a name or a number. There are two examples. (pause) 3 seconds

WM: Hello. What's your name?

BOY: I'm Tom.

WM: How do you spell that?

BOY: T-O-M.

(pause) 3 seconds

WM: Are these your photos, Tom?

BOY: Yes, they are. I have ten photos.

WM: Ten?

BOY: That's right.

(pause) 3 seconds

R: Can you see the answers? Now you listen and write a name or number. (pause) 3 seconds
[REPEAT FROM HERE]

R: One

WM: Who's in this photo?

BOY: That's my friend Kim.

WM: How do you spell her name?

BOY: It's K-I-M.

(pause) 10 seconds

R: Two

WM: How old is your friend?

BOY: She's seven.

WM: How old?

BOY: Seven.

(pause) 10 seconds

R: Three

WM: And where do you live, Tom?

BOY: In a house in Bean Street.

WM: I don't know that street. Can you spell it?

BOY: Yes, it's B-E-A-N.

(pause) 10 seconds

R: Four

WM: What number is your house?

BOY: It's number twenty.

WM: Twenty?

BOY: That's right.

(pause) 10 seconds

R: Five

BOY: This is me and my sister.

WM: What's her name?

BOY: It's Pat. I can spell her name. It's P-A-T.

WM: Well done!

(pause) 10 seconds

R: Now listen to Part 2 again. PAUSE 00'03"
[REPEAT PART 2 WITH ONLY 00'05" PAUSES]
That is the end of Part 2. PAUSE 00'05"

Part 3

Look at the pictures. Now listen and look. There is one example.
(pause) 3 seconds

R: What is the girl's favourite animal?

(pause) 3 seconds

GIRL: Let's go to the zoo!

WM: OK. What's your favourite animal? The giraffes?

GIRL: No, not the giraffes.

WM: The elephants?

GIRL: No, the tigers are my favourite.

(pause) 3 seconds

R: Can you see the tick? Now you listen and tick the box.
(pause) 3 seconds [REPEAT FROM HERE]

R: One. Which is Ben's grandfather?

(pause) 3 seconds

MAN: Ben, is that your grandfather? In the purple shirt?

BOY: No, he's wearing a green shirt.

MAN: Has he got glasses?

BOY: No, he hasn't.

MAN: Oh, I see him now.

(pause) 5 seconds

R: Two. Which is Sue's bag?

(pause) 3 seconds

WM: Which bag is yours, Sue? The green one?

GIRL: No, I don't like this colour.

WM: Is the blue bag yours, then? Blue is a nice colour.

GIRL: Yes, but the red bag is mine.

WM: Oh, the red bag is nice!

(pause) 5 seconds

R: Three. What is Bill having for dinner?

(pause) 3 seconds

GIRL: Is that your dinner, Bill? Are you having fish?

BOY: No, not today.

GIRL: Are you having a sausage?

BOY: Yes, I'm having a sausage and peas.

(pause) 5 seconds

R: Four. What's Jill getting?

(pause) 3 seconds

WM: Jill, are you getting a new skirt?

GIRL: No, I'm not.

WM: Well, are you getting shoes?

GIRL: No, I'm getting new trousers.

(pause) 5 seconds

R: Five. What's the story about?

(pause) 3 seconds

BOY: I'm reading a story.

GIRL: Is it a story about playing badminton?

BOY: No, it isn't.

GIRL: Well, is it a story about playing baseball?

BOY: No, it's a story about fishing.

(pause) 5 seconds

R: Now listen to Part 3 again. PAUSE 00'03"
[REPEAT PART 3 WITH NO PAUSE AFTER THE QUESTION BUT THE SAME 00'05" PAUSE AFTER EACH DIALOGUE]
That is the end of Part 3. PAUSE 00'05"

Part 4

Look at the picture. Listen and look. There is one example.
(pause) 3 seconds

MAN: Would you like to colour this picture?

GIRL: Yes.

MAN: Can you see the pear next to the helicopter?
Colour that pear blue.

GIRL: OK. The pear next to the helicopter is blue.

(pause) 3 seconds

R: Can you see the blue pear next to the helicopter? This is an example. Now you listen and colour.

(pause) 3 seconds [REPEAT FROM HERE]

R: One

MAN: Can you see the pear between the train and the armchair?

GIRL: I see it! Can I colour it green?

MAN: OK. The pear between the train and the armchair.

GIRL: Right. It's green.

(pause) 15 seconds

R: Two

MAN: And now find the pear on the basketball.

GIRL: I see it.

MAN: Colour it red, please.

GIRL: OK. The pear on the basketball is red.

(pause) 15 seconds

R: Three

MAN: Do you see the cat?

GIRL: I see it. There's a pear on its tail!

MAN: That's right. Colour the pear on the cat's tail black.

GIRL: Black? OK.

(pause) 15 seconds

R: Four

MAN: Can you find the pear in the hat?

GIRL: Yes, I can.

MAN: Well, colour it purple.

GIRL: Right. A purple pear in the hat.

(pause) 15 seconds

R: Five

MAN: Now colour the pear under the television orange.

GIRL: Orange?

MAN: Yes. The pear under the television.

GIRL: What a beautiful picture!

(pause) 15 seconds

R: Now listen to Part 4 again. PAUSE 00'03"
[REPEAT PART 4 WITH ONLY 00'10" PAUSES]
That is the end of the Starters Listening Test 4.

Test 5

Hello. This is the Cambridge English Starters, Listening Test 5.

Part 1

Look at Part 1. Now look at the picture. Listen and look. There is one example. (pause) 3 seconds

BOY: Here's a photo of my school, Mum. Can you see my classmates?

WM: Oh yes! Who's that? The boy with the hat. He's standing next to a ball.

BOY: That's Bill. Bill likes football a lot.

WM: That's good.
(pause) 3 seconds

R: Can you see the line? This is an example. Now you listen and draw lines. (pause) 3 seconds
[REPEAT FROM HERE]

R: One

WM: Who's that girl? She's wearing a yellow jacket.

BOY: Her name's Lucy.

WM: Does Lucy like reading?

BOY: Yes. She's holding a lot of books in this photo.
(pause) 5 seconds

R: Two

WM: Who's that girl? She's standing next to a red and yellow ball.

BOY: What's she wearing?

WM: Blue jeans and a pink shirt.

BOY: Oh, that's Pat. Pat likes jeans!

WM: So do I.
(pause) 5 seconds

R: Three

BOY: Can you see the boy in the brown T-shirt?

WM: Is he wearing jeans?

BOY: Yes, he is. His name's Matt.

WM: Does Matt like school?

BOY: Yes, he does.
(pause) 5 seconds

R: Four

WM: Who's the girl with long, brown hair?

BOY: Is she holding a blue book?

WM: Yes, she is.

BOY: That's my friend Grace. She likes drawing a lot.

WM: So drawing is Grace's favourite hobby, then!
(pause) 5 seconds

R: Five

WM: And who's that girl? She's wearing a blue and green dress.

BOY: Is she wearing blue shoes?

WM: Yes, she is.

BOY: Her name's Anna. Anna can play tennis very well.
(pause) 5 seconds

R: Now listen to Part 1 again. PAUSE 00'03"
[REPEAT PART 1 WITH ONLY 00'03" PAUSES]
That is the end of Part 1. PAUSE 00'05"

Part 2

Look at the picture. Listen and write a name or a number. There are two examples. (pause) 3 seconds

WM: Hello, Ben. What have you got there?

BOY: I have four pictures.

WM: How many?

BOY: Four.
(pause) 3 seconds

WM: Who's in this picture, Ben?

BOY: That's my sister. Her name is Jill.

WM: Can you spell that?

BOY: Yes, it's J-I-double L.
(pause) 3 seconds

R: Can you see the answers? Now you listen and write a name or number. (pause) 3 seconds
[REPEAT FROM HERE]

R: One

WM: Is this a picture of your friend?

BOY: Yes, that's Nick.

WM: How do you spell his name?

BOY: It's N-I-C-K.
(pause) 10 seconds

R: Two

WM: How old is your friend?

BOY: He's ten.

WM: How old?

BOY: Ten.
(pause) 10 seconds

R: Three

WM: Wow, Nick has a nice yellow bird.

BOY: Yes. He likes his birds.

WM: How many birds has he got?

BOY: He's got three.

WM: Three birds?

BOY: That's right.
(pause) 10 seconds

R: Four

WM: Who's in this picture?

BOY: That's Nick's sister May. I - I can spell her name. It's M-A-Y.

WM: Well done.
(pause) 10 seconds

R: Five

WM: How old is May?

BOY: She's six.

WM: Pardon? How old?

BOY: Six.
(pause) 10 seconds

R: Now listen to Part 2 again. PAUSE 00'03"
[REPEAT PART 2 WITH ONLY 00'05" PAUSES]
That is the end of Part 2. PAUSE 00'05"

Part 3

Look at the pictures. Now listen and look. There is one example. (pause) 3 seconds

R: Which is Sue's favourite doll?

(pause) 3 seconds

WM: What a nice doll, Sue! I like her pink dress. Is this doll your favourite?

GIRL: No. My favourite is that doll. It's from my father.

WM: Which one? The doll in the yellow dress?

GIRL: No. The one in the blue dress.

WM: Oh, yes. This is a nice doll, too. I like her blue dress.

(pause) 3 seconds

R: Can you see the tick? Now you listen and tick the box. (pause) 3 seconds [REPEAT FROM HERE]

R: One. Where is Sam going?

(pause) 3 seconds

MAN: Hello, Sam. Are you going to school?

BOY: No, not today.

MAN: Are you going to the park?

BOY: No, I'm going to the beach.

MAN: Oh, that's nice.

(pause) 5 seconds

R: Two. Which is Tom's breakfast?

(pause) 3 seconds

BOY: Is that my breakfast, Mum? The egg?

WM: No, that's for your brother. You can have an apple or some beans.

BOY: I want an apple.

WM: OK. Here you are, Tom.

(pause) 5 seconds

R: Three. Where is Dan's sister?

(pause) 3 seconds

MAN: Where is your sister? Is she in the dining room?

BOY: No, she's in the garden.

MAN: Is she playing badminton?

BOY: No. She's reading a book.

(pause) 5 seconds

R: Four. What is Ann doing with the ball?

(pause) 3 seconds

WM: Hello, Ann. Are you throwing the ball to Lucy?

GIRL: No, I'm not. I'm not throwing it and I'm not bouncing it.

WM: Well, what are you doing?

GIRL: I'm kicking the ball to her.

(pause) 5 seconds

R: Five. What is Alex listening to?

(pause) 3 seconds

GIRL: What are you listening to, Alex? Is it the radio?

BOY: No, I haven't got a radio.

GIRL: Is it your brother? Is your brother playing the guitar?

BOY: No, it isn't. It's my sister. She's playing the piano.

(pause) 5 seconds

R: Now listen to Part 3 again. PAUSE 00'03"

[REPEAT PART 3 WITH NO PAUSE AFTER THE QUESTION BUT THE SAME 00'05" PAUSE AFTER EACH DIALOGUE]

That is the end of Part 3. PAUSE 00'05"

Part 4

Look at the picture. Listen and look. There is one example. (pause) 3 seconds

GIRL: What a nice playground!

MAN: Yes. Can you see the flower between the ball and the wall?

GIRL: I see it. Can I colour it pink?

MAN: OK. Colour the flower between the ball and the wall pink.

(pause) 3 seconds

R: Can you see the pink flower between the ball and the wall? This is an example. Now you listen and colour.

(pause) 3 seconds [REPEAT FROM HERE]

R: One

MAN: Do you see the girl on the grass?

GIRL: I see her. She's got a flower in her hand.

MAN: That's right. Colour the flower yellow.

GIRL: OK. She's got a yellow flower.

(pause) 15 seconds

R: Two

MAN: Can you find the flower behind the boy with the toy train?

GIRL: Behind the boy with the toy train?

MAN: That's right. Please colour it green.

GIRL: OK. It's green.

(pause) 15 seconds

R: Three

GIRL: Can I colour the flower under the tree?

MAN: Under the tree? Colour it blue.

GIRL: OK. I'm colouring it blue.

MAN: That's right.

(pause) 15 seconds

R: Four

MAN: Now colour the flower in front of the dog orange.

GIRL: What colour?

MAN: Orange. The flower in front of the dog.

GIRL: Right.

(pause) 15 seconds

R: Five

MAN: Can you find the bird on the tree?

GIRL: Yes. The bird has a flower in its mouth!

MAN: Yes. Colour that flower purple.

GIRL: OK. A purple flower in the bird's mouth.

(pause) 15 seconds

R: Now listen to Part 4 again. PAUSE 00'03"

[REPEAT PART 4 WITH ONLY 00'10" PAUSES]

That is the end of the Starters Listening Test 5.

Test 6

Hello. This is the Cambridge English Starters, Listening Test 6.

Part 1

Look at Part 1. Now look at the picture. Listen and look. There is one example. (pause) 3 seconds

GIRL: Look at this photo, Mr Grey. This is my room and these are my friends and my brother, Dan.

MAN: Who's your brother?

GIRL: He's standing on the bed.

MAN: I can see Dan now. He's wearing a blue coat!
(pause) 3 seconds

R: Can you see the line? This is an example. Now you listen and draw lines. (pause) 3 seconds
[REPEAT FROM HERE]

R: One

MAN: That's a beautiful dog. Who's the girl next to it?

GIRL: Her name's Grace, and she's very nice!

MAN: She likes pink shoes.

GIRL: Me too.
(pause) 5 seconds

R: Two

GIRL: And this is Ben. He's next to a toy lorry.

MAN: OK, I can see him now.

GIRL: Ben has got lots of hats.

MAN: Yes, he's wearing a brown hat in the photo.
(pause) 5 seconds

R: Three

MAN: Who's that boy? He's holding a robot.

GIRL: Is he wearing a hat?

MAN: Yes, he's wearing a grey hat.

GIRL: His name's Hugo. Hugo likes robots and cars.
(pause) 5 seconds

R: Four

MAN: Who's the boy in the yellow jacket?

GIRL: That's Sam.

MAN: His foot's on a ball. Does Sam like football?

GIRL: Yes, football is his favourite hobby.
(pause) 5 seconds

R: Five

MAN: And who's the girl in the blue dress?

GIRL: Her name's Eva.

MAN: Eva's wearing pink shoes, too!

GIRL: Yes, that's right.
(pause) 5 seconds

R: Now listen to Part 1 again. PAUSE 00'03"
[REPEAT PART 1 WITH ONLY 00'03" PAUSES]
That is the end of Part 1. PAUSE 00'05"

Part 2

Look at the picture. Listen and write a name or a number. There are two examples. (pause) 3 seconds

WM: Hello.

BOY: Hello. I want some pencils for my school, please.

WM: OK. What's the name of your school?

BOY: It's Flower Street School.

WM: F-L-O-W-E-R?

BOY: That's right. Flower Street School.
(pause) 3 seconds

WM: How many pencils do you want?

BOY: Fifteen, please.

WM: Fifteen! That's a lot of pencils.

BOY: They're for my class.
(pause) 3 seconds

R: Can you see the answers? Now you listen and write a name or number. (pause) 3 seconds
[REPEAT FROM HERE]

R: One

WM: Do you want rubbers?

BOY: Yes, please. Can I have twelve rubbers please?

WM: Twelve?

BOY: Yes, please.
(pause) 10 seconds

R: Two

BOY: And I'd like six rulers, please.

WM: OK. Do you want long rulers?

BOY: Yes, six long rulers, please.

WM: Here you are.
(pause) 10 seconds

R: Three

WM: And which class are you in?

BOY: I'm in class 7.

WM: Class 7? Oh, children have a lot of things to learn in this class.

BOY: Yes, but I like my class. I have a lot of friends.

WM: Well done.
(pause) 10 seconds

R: Four

WM: And what's your teacher's name?

BOY: Her name's Miss Green.

WM: G-R-E-E-N? What a nice name!

BOY: Yes, my classmates like Miss Green.
(pause) 10 seconds

R: Five

WM: And what's your name?

BOY: I'm Alex. That's A-L-E-X.

WM: Thank you, Alex.

BOY: Goodbye!
(pause) 10 seconds

R: Now listen to Part 2 again. PAUSE 00'03"
[REPEAT PART 2 WITH ONLY 00'05" PAUSES]
That is the end of Part 2. PAUSE 00'05"

Part 3

Look at the pictures. Now listen and look. There is one example.
(pause) 3 seconds

R: How is Ben going to his grandma's house?
(pause) 3 seconds

GIRL: Where's Ben?

BOY: He's going to his grandma's house.

GIRL: By bus or by train?

BOY: Well, he's riding his bike.
(pause) 3 seconds

R: Can you see the tick? Now you listen and tick the box.
(pause) 3 seconds [REPEAT FROM HERE]

R: One. What's Anna's dinner today?
(pause) 3 seconds

GIRL: Mum, what's for dinner today?

WM: It's fish and chips, Anna.

GIRL: Can I have some peas, too?

WM: Yes, you can.
(pause) 5 seconds

R: Two. Where's the cat?
(pause) 3 seconds

MAN: Is the cat playing in the garden?

WM: No, it's in the house.

MAN: Is it in the living room?

WM: No, it's in the bedroom. It's sleeping under the bed.
(pause) 5 seconds

R: Three. What does Nick want for his birthday?
(pause) 3 seconds

WM: What would you like for your birthday, Nick?
Would you like a new camera? Or a new radio?

BOY: But I have a camera and a radio. I want a new computer.

WM: OK. You can have a new computer for your birthday then.

BOY: Fantastic! Thanks!
(pause) 5 seconds

R: Four. What sport does Sam like playing?
(pause) 3 seconds

WM: Which is your favourite sport, Sam? Football?

BOY: No, it's not football.

WM: Is it tennis?

BOY: My sister likes tennis but my favourite sport is hockey.
(pause) 5 seconds

R: Five. Where is Lucy's new doll?
(pause) 3 seconds

MAN: Why are you sad, Lucy?

GIRL: I can't find my new doll.

MAN: Is it in the box? Or is it on the bookcase?

GIRL: No, it isn't. Oh, I can see it now. It's behind the chair.
(pause) 5 seconds

R: Now listen to Part 3 again. PAUSE 00'03"
[REPEAT PART 3 WITH NO PAUSE AFTER THE
QUESTION BUT THE SAME 00'05" PAUSE
AFTER EACH DIALOGUE]
That is the end of Part 3. PAUSE 00'05"

Part 4

Look at the picture. Listen and look. There is one example.
(pause) 3 seconds

WM: Can you see the monkey on the tree?

BOY: Yes, I can.

WM: Right. Now colour it brown.

BOY: Pardon?

WM: Colour the monkey on the tree brown.
(pause) 3 seconds

R: Can you see the brown monkey on the tree?
This is an example. Now you listen and colour.
(pause) 3 seconds [REPEAT FROM HERE]

R: One

WM: Now find the monkey on the chair.

BOY: OK, I see it now. It's sitting on the chair!

WM: Can you colour that monkey orange?

BOY: Orange?

WM: That's right.
(pause) 15 seconds

R: Two

WM: Look at the monkey under the tree.

BOY: OK, I can see it. Can I colour it?

WM: Yes. Colour it black.

BOY: OK. A black monkey under the tree.
(pause) 15 seconds

R: Three

WM: Now colour the monkey behind the cat.

BOY: The monkey behind the cat? OK!

WM: You can choose the colour.

BOY: Red! I love that colour!

WM: Yes, red's a nice colour.
(pause) 15 seconds

R: Four

BOY: Look. There's a monkey in front of the flowers.

WM: Yes, there is. Colour it grey.

BOY: A grey monkey in front of the flowers.

WM: Yes, that's nice.
(pause) 15 seconds

R: Five

WM: Can you see the monkey between the boys?

BOY: Yes. It's eating a banana.

WM: Colour this monkey green.

BOY: A green monkey between the boys?

WM: That's right. Well done! The picture looks good now.
(pause) 15 seconds

R: Now listen to Part 4 again. PAUSE 00'03"
[REPEAT PART 4 WITH ONLY 00'10" PAUSES]
That is the end of the Starters Listening Test 6.

Test 7

Hello. This is the Cambridge English Starters Listening Test 7.

Part 1

Look at Part 1. Now look at the picture. Listen and look. There is one example. (pause) 3 seconds

BOY: Here's a photo of my friends, Mum. Can you see my friends?

WM: Oh yes! Who's that? The boy with the black bird. He's wearing brown trousers, too.

BOY: That's Bill. Bill likes birds.

WM: That's good.
(pause) 3 seconds

R: Can you see the line? This is an example. Now you listen and draw lines. (pause) 3 seconds
[REPEAT FROM HERE]

R: One

WM: Who's that girl? She's got a frog.

BOY: A frog?

WM: Yes, and she's wearing a red dress.

BOY: Oh, that's Alice. She likes all animals.
(pause) 5 seconds

R: Two

WM: Who's that girl? She's reading a book.

BOY: What's she wearing?

WM: A yellow skirt and a blue T-shirt.

BOY: Oh, that's Pat. Reading is Pat's favourite hobby.
(pause) 5 seconds

R: Three

BOY: Can you see the boy under the tree?

WM: Is he wearing a hat?

BOY: Yes, he is. His name's Matt.

WM: Does Matt like skateboarding?

BOY: Yes, skateboarding is his favourite hobby.
(pause) 5 seconds

R: Four

WM: Who's the girl with long hair?

BOY: Is she reading?

WM: Yes, she is reading a red book.

BOY: That's my friend May. She likes animals, too.
(pause) 5 seconds

R: Five

WM: And who's that boy? He's wearing a blue shirt.

BOY: Is he reading a blue book?

WM: Yes, he is.

BOY: That's Sam. Sam likes birds and frogs but he doesn't like spiders.
(pause) 5 seconds

R: Now listen to Part 1 again. PAUSE 00'03"
[REPEAT PART 1 WITH ONLY 00'03" PAUSES]
That is the end of Part 1. PAUSE 00'05"

Part 2

Look at the picture. Listen and write a name or a number. There are two examples. (pause) 3 seconds

WM: Hi! What's your name?

BOY: Hi! I'm Tom, and you?

WM: I'm Anna.

BOY: Is that A-N-N-A?

WM: Yes, Anna.
(pause) 3 seconds

BOY: My cousin's name's Anna, too.

WM: How old is she?

BOY: She's twelve.

WM: Twelve?

BOY: Yes, and I'm eleven.
(pause) 3 seconds

R: Can you see the answers? Now you listen and write a name or a number. (pause) 3 seconds
[REPEAT FROM HERE]

R: One

WM: Have you got a cat?

BOY: We've got four cats in my family.

WM: Four?

BOY: Yes, that's right.
(pause) 10 seconds

R: Two

BOY: And you? Have you got a cat?

WM: Yes, I have. Her name's Lucy. She's very beautiful.

BOY: How do you spell her name?

WM: L-U-C-Y.

BOY: I like her name!
(pause) 10 seconds

R: Three

WM: Have you got a sister?

BOY: Yes, I have.

WM: What's her name?

BOY: Grace. That's G-R-A-C-E.

WM: Grace?

BOY: Yes, and she is very beautiful.
(pause) 10 seconds

R: Four

WM: How old is Grace?

BOY: She's fourteen.

WM: Pardon?

BOY: Fourteen.
(pause) 10 seconds

R: Five

BOY: And you? Have you got a sister?

WM: I haven't got a sister but I've got three brothers.

BOY: Three brothers?

WM: Yes, and they are very funny!
(pause) 10 seconds

R: Now listen to Part 2 again. PAUSE 00'03"
[REPEAT PART 2 WITH ONLY 00'05" PAUSES]
That is the end of Part 2. PAUSE 00'05"

Part 3

Look at the pictures. Now listen and look. There is one example. (pause) 3 seconds

R: What can't Sam play?

(pause) 3 seconds

GIRL: Hi, Sam. Can you play baseball?

BOY: No, I can't play baseball. But I can play football.

GIRL: I can't play football, but I can play basketball.

BOY: OK. Let's play basketball then.

(pause) 3 seconds

R: Can you see the tick? Now you listen and tick the box.

(pause) 3 seconds

[REPEAT FROM HERE]

R: One. What's the girl having for dinner today?

(pause) 3 seconds

GIRL: Mum, what's for dinner today?

WM: It's fish and chips.

GIRL: Can I have some peas, too?

WM: Of course, you can.

(pause) 5 seconds

R: Two. Which animal is dirty?

(pause) 3 seconds

MAN: Look at the animals!

GIRL: I like the elephant and the mouse. I don't like the duck.

MAN: Why don't you like the duck?

GIRL: Because it's dirty.

(pause) 5 seconds

R: Three. Where's Nick's T-shirt?

(pause) 3 seconds

WM: Nick, your shoes are under the bed.

BOY: Thanks, Mum, but I can't find my blue T-shirt.

WM: Isn't it in your cupboard?

BOY: No. It's not there.

WM: Here it is. On the sofa.

(pause) 5 seconds

R: Four. Whose watch is this?

(pause) 3 seconds

WM: Tom, is this your watch?

BOY: No, it's not mine, and it's not Alex's.

WM: You're right; it's not yours. It's Ben's watch.

BOY: Yes, it's his watch.

(pause) 5 seconds

R: Five. What can Anna do?

(pause) 3 seconds

MAN: Can you kick the ball Anna?

GIRL: No, I can't.

MAN: Can you bounce the ball?

GIRL: No, I can't, but I can hold it!

(pause) 5 seconds

R: Now listen to Part 3 again. PAUSE 00'03"
[REPEAT PART 3 WITH NO PAUSE AFTER THE QUESTION BUT THE SAME 00'05" PAUSE AFTER EACH DIALOGUE]

That is the end of Part 3. PAUSE 00'05"

Part 4

Look at the picture. Listen and look. There is one example. (pause) 3 seconds

BOY: There are a lot of toy cars in the picture!

WM: Yes. There's one on the armchair.

BOY: On the armchair?

WM: Yes. Colour that toy car blue.

BOY: Blue. OK.

(pause) 3 seconds

R: Can you see the blue toy car? This is an example. Now you listen and colour.

(pause) 3 seconds

[REPEAT FROM HERE]

R: One

WM: Look at that big toy car in front of the armchair.

BOY: Yes, it's very big.

WM: Would you like to colour that toy car?

BOY: Yes, I want to colour it green.

WM: Good. A big green toy car.

(pause) 15 seconds

R: Two

WM: And can you see the toy car next to the toy lorry?

BOY: Yes, I can.

WM: Colour that toy car orange.

BOY: Orange?

WM: Yes, please.

(pause) 15 seconds

R: Three

WM: What's the boy holding?

BOY: He's holding a toy car.

WM: OK. Have you got a brown pencil?

BOY: Yes, I have.

WM: Well, colour this toy car brown.

(pause) 15 seconds

R: Four

BOY: OK. What now?

WM: Look at the toy car in front of the box.

BOY: Yes. What colour do you want it?

WM: Let's colour that toy car purple.

BOY: Purple. OK.

WM: That's nice.

(pause) 15 seconds

R: Five

BOY: I can see a toy car in the box with the doll.

WM: Can you colour that toy car yellow, please?

BOY: Can I do it red? I don't like yellow.

WM: OK, colour it red then. It's a beautiful picture now.

(pause) 15 seconds

R: Now listen to Part 4 again. PAUSE 00'03"
[REPEAT PART 4 WITH ONLY 00'10" PAUSES]
That is the end of the Starters Listening Test 7.

Test 8

Hello. This is the Cambridge English Starters Listening Test 8.

Part 1

Look at Part 1. Now look at the picture. Listen and look. There is one example. (pause) 3 seconds

BOY: Here's a photo of my friends in the park.
WM: Oh yes! Who's that? The boy with the black and white ball. His foot is on the ball.
BOY: Oh, that's Ben.
WM: Does he like football?
BOY: Yes, football is Ben's favourite sport.
(pause) 3 seconds

R: Can you see the line? This is an example. Now you listen and draw lines. (pause) 3 seconds
[REPEAT FROM HERE]

R: One

WM: Who's that girl? She's got long hair.
BOY: Is her hair brown?
WM: No, her hair is black, and she's holding a ball.
BOY: Oh, that's Alice. She is nice. I like Alice.
(pause) 5 seconds

R: Two

WM: Who's the girl with long brown hair? She's standing next to a zebra.
BOY: That's Grace. She likes toy zebras.
WM: Grace is a nice girl.
BOY: Yes, she's smiling, too.
(pause) 5 seconds

R: Three

BOY: Can you see the boy in the orange shorts? It's Mark.
WM: Is he wearing a hat?
BOY: No, he isn't. He's playing with a yellow toy car.
WM: Oh, yes, I can see Mark now.
(pause) 5 seconds

R: Four

WM: And who's the boy with the skateboard?
BOY: Is he wearing a hat?
WM: Yes, he is.
BOY: That's Bill. Bill likes wearing hats.
(pause) 5 seconds

R: Five

WM: And who's that girl? She's wearing a purple dress.
BOY: Has she got brown hair?
WM: Yes, she has.
BOY: That's Lucy. Her purple dress is very nice.
(pause) 5 seconds

R: Now listen to Part 1 again. PAUSE 00'03"
[REPEAT PART 1 WITH ONLY 00'03" PAUSES]
That is the end of Part 1. PAUSE 00'05"

Part 2

Look at the picture. Listen and write a name or a number. There are two examples. (pause) 3 seconds

GIRL: Hello. I'm new in class.
MAN: What's your name, please?
GIRL: May.
MAN: Is that M-A-Y?
GIRL: Yes. May.
(pause) 3 seconds

MAN: How old are you, May?
GIRL: I'm 9 today.
MAN: 9 today? Happy birthday!
GIRL: Thank you.
(pause) 3 seconds

R: Can you see the answers? Now you listen and write a name or a number. (pause) 3 seconds
[REPEAT FROM HERE]

R: One

MAN: What's your family name, please?
GIRL: It's Green. G-R-E-E-N.
MAN: Green? (ha ha ha) Green is my favourite colour, too.
GIRL: Is it?
MAN: Yes.
(pause) 10 seconds

R: Two

MAN: Where do you live, May?
GIRL: In Ann Street.
MAN: Ann Street?
GIRL: Yes. A-N-N. It's behind the zoo.
MAN: Oh yes.
(pause) 10 seconds

R: Three

MAN: What number's your house?
GIRL: It's 19.
MAN: 19. Oh, is it that house with the big garden?
GIRL: Yes, it is. We have many flowers.
(pause) 10 seconds

R: Four

MAN: What have you got in your bag?
GIRL: Food for my dog. I go to the park with him.
MAN: What's your dog's name?
GIRL: Hugo. That's H-U-G-O.
MAN: Hugo?
GIRL: Yes, I like this name for a dog.
(pause) 10 seconds

R: Five

MAN: How old is your dog?
GIRL: He's five.
MAN: Five?
GIRL: Yes. And he can run and jump.
MAN: Well done!
(pause) 10 seconds

R: Now listen to Part 2 again. PAUSE 00'03"
[REPEAT PART 2 WITH ONLY 00'05" PAUSES]
That is the end of Part 2. PAUSE 00'05"

Part 3

Look at the pictures. Now listen and look. There is one example. (pause) 3 seconds

R: What's new?

(pause) 3 seconds

GIRL: What a nice desk! Is it new?

BOY: No, it's not new. My bike is new.

GIRL: Yes, your bike is fantastic. Is the computer new, too?

Boy: No. It's not new. And it's my sister's, not mine.

(pause) 3 seconds

R: Can you see the tick? Now you listen and tick the box.

(pause) 3 seconds

[REPEAT FROM HERE]

R: One. What's Anna doing today?

(pause) 3 seconds

GIRL: Mum, can I go swimming today?

WM: No. And you can't go dancing.

GIRL: Can I ride my bike?

WM: Of course, you can.

(pause) 5 seconds

R: Two. Where's the dog?

(pause) 3 seconds

MAN: Is the dog in the garden?

WM: No, it's in the house.

MAN: Is it in the kitchen?

WM: No, it's in the bathroom.

(pause) 5 seconds

R: Three. What does Tom choose for his room?

(pause) 3 seconds

WM: Would you like a television for your room, Tom?

BOY: I have a television and I have a radio, too.

WM: What about a piano?

BOY: Yes, I'd like a piano.

(pause) 5 seconds

R: Four. What's Mark drinking?

(pause) 3 seconds

WM: What are you drinking, Mark? Orange juice?

BOY: No. I'm drinking apple juice.

WM: Mmm. Apple juice is nice. But lemon juice is my favourite.

BOY: I like lemon juice, too.

(pause) 5 seconds

R: Five. Where's Eva's new bag?

(pause) 3 seconds

MAN: Why are you angry, Eva?

GIRL: I can't find my new bag. It's not in the box.

MAN: Is it on the table?

GIRL: No, it isn't. Oh, I can see it now. It's next to the robot.

(pause) 5 seconds

R: Now listen to Part 3 again. PAUSE 00'03"

[REPEAT PART 3 WITH NO PAUSE AFTER THE QUESTION BUT THE SAME 00'05" PAUSE AFTER EACH DIALOGUE]

That is the end of Part 3. PAUSE 00'05"

Part 4

Look at the picture. Listen and look. There is one example. (pause) 3 seconds

WM: Can you see the bird on the tree?

BOY: Yes, I can.

WM: Nice. Now colour it brown.

BOY: Pardon?

WM: Colour the bird on the tree brown.

(pause) 3 seconds

R: Can you see the brown bird on the tree? This is an example. Now you listen and colour.

(pause) 3 seconds

[REPEAT FROM HERE]

R: One

WM: Now find the bird on the table.

BOY: On the table?

WM: Yes, can you colour that bird orange?

BOY: Orange?

WM: That's right.

(pause) 15 seconds

R: Two

WM: Look at the bird under the tree.

BOY: OK, I can see it now. Can I colour it?

WM: Yes. Colour it yellow.

BOY: OK. A yellow bird under the tree.

(pause) 15 seconds

R: Three

WM: Can you see the bird next to the boy?

BOY: Yes, I can.

WM: Colour it green.

BOY: Green?

WM: Yes, please.

BOY: OK. I'm colouring it green now.

(pause) 15 seconds

R: Four

BOY: There's a bird in front of the ball.

WM: Yes. Can you colour it blue?

BOY: OK. A blue bird in front of the ball.

WM: Right.

(pause) 15 seconds

R: Five

WM: Can you see the bird between the two lizards?

BOY: Yes. It's eating a frog.

WM: Colour this bird black.

BOY: A black bird between the lizards?

WM: That's right. Well done! The picture looks good.

(pause) 15 seconds

R: Now listen to Part 4 again. PAUSE 00'03"

[REPEAT PART 4 WITH ONLY 00'10" PAUSES]

That is the end of the Starters Listening Test 8.

TEST 1

| Part | Examiner does this | Examiner says this | Minimum response expected from child | Back-up questions |
|------|------------------------------------------------------------------------------------------------------------------------------------------------------------------|-------------------------------------------------------------------------------------------------------------------------------------------------------------------------------------------------------------------------------------------------------------------------------------------------------------------------------------------------------------------------------------------------------------------------------------------|-----------------------------------------------------------------------------------------------------------------------------------------------------------------------------------------------------------------------------------------------------------------------|---------------------------------------------------------------------------------------------------------------------------------------------------------------------------------------------------------------------------------------------------------------------------------------------------------------------------------------------------------|
| | Usher brings in and introduces candidate to examiner. | | | |
| | Candidate enters. | Hello. My name's Jane/Ms Smith. What's your name? | Hello. (name) | Is your name (child's name)? |
| 1 | Open Candidate booklet and point to Scene picture. Point to the woman in Scene picture. Point to Object cards. | Look at this. This is a kitchen. A family is in the kitchen. Here's a woman. *, where's the cake? Where's the clock? Now look at these. Which is the horse? I'm putting the horse on the table. Now you put the horse under the chair. Which is the coconut? Put the coconut in front of the bread. Which is the baseball? Put the baseball between the two children. | Points to items in picture. Points to Object card. Puts Object card in place. Points to Object card. Puts Object card in place. Points to Object card. Puts Object card in place. | Is this the cake? Is this the clock? Is this the horse? (pointing to horse) Where's the chair? Under the chair. Is this the coconut? (pointing to coconut) Where's the bread? In front of the bread. Is this the baseball? (pointing to baseball) Where are the children? Between the children. |
| 2 | Remove Object cards and point to a monkey on the Scene picture. Point to the girl. Point to the boy. Close Candidate booklet. | Now, *, what's this? What colour is it? How many monkeys are there? What's the girl doing? Tell me about this boy. | monkey brown two drawing He's sitting on the floor. He's wearing green shoes. | Is it a monkey? Is it brown? Are there two? Three? Is the girl drawing? Where's the boy sitting? (Is he sitting on the floor?) What's the boy wearing? (Is he wearing green shoes?) |
| 3 | Pick out 4 Object cards. | | | |
| 3.1 | Show apple card. | What's this? Do you like eating apples? What's your favourite fruit? | apple Yes/No pears | Is this an apple? Are they pears? |
| 3.2 | Show cow card. | What's this? Do you have a pet? Which animal do you want to have? | cow Yes/No a fish | Is it a cow? Do you want to have a fish? |
| 3.3 | Show egg card. | What's this? Do you like eating eggs? What do you eat for breakfast? | egg Yes/No an apple | Is this an egg? Do you eat an apple? |
| 3.4 | Show basketball card. | What's this? Do you play basketball? Which sport do you like playing? | basketball Yes/No table tennis | Is this a basketball? Do you play table tennis? |
| 4 | Put away all cards. | Now, *, do you have a garden at your house? Where do you live? Who do you play with? | Yes/No in Sun Street my friends / my brothers | Do you live in Sun Street? Do you play with your friends/ brothers? |
| | | OK. Thank you, *. Goodbye. | Goodbye. | |

* Remember to use the child's name throughout the test.

TEST 2

| Part | Examiner does this | Examiner says this | Minimum response expected from child | Back-up questions |
|------|----------------------------------------------------------------------------------------------------------------------------------------------------------------------------------------------|------------------------------------------------------------------------------------------------------------------------------------------------------------------------------------------------------------------------------------------------------------------------------------------------------------------------------------------------------------------------------------------------------------------------------------------------------------------|-------------------------------------------------------------------------------------------------------------------------------------------------------------------------------------------------------------------------------------------------------------------------------|-------------------------------------------------------------------------------------------------------------------------------------------------------------------------------------------------------------------------------------------------------------------------------------------------------------------------------------------------------------------------------------------------|
| | Usher brings in and introduces candidate to examiner. | | | |
| | Candidate enters. | Hello. My name's Jane/Ms Smith. What's your name? | Hello. (name) | Is your name (child's name)? |
| 1 | Open Candidate booklet and point to Scene picture. Point to the bookcase in Scene picture. Point to Object cards. | Look at this. This is a classroom. It's a big classroom. Here's a bookcase. *, where's the door? Where's the board? Now look at these. Which is the pen? I'm putting the pen on the teacher's desk. Now you put the pen next to the doll. Which is the book? Put the book in front of the girl with the brown hair. Which is the ice cream? Put the ice cream between the frog and the duck. | Points to items in picture. Points to Object card. Puts Object card in place. Points to Object card. Puts Object card in place. Points to Object card. Puts Object card in place. | Is this the door? Is this the board? Is this the pen? (pointing to pen) Where's the doll? Next to the doll. Is this the book? (pointing to book) Where's the girl with brown hair? In front of the girl with brown hair. Is this the ice cream? (pointing to ice cream) Where are the frog and the duck? Between the frog and the duck. |
| 2 | Remove Object cards and point to the flowers on the Scene picture. Point to the teacher. Point to the boy between the two girls. Close Candidate booklet. | Now, *, what are these? What colour are they? How many flowers are there? What's the teacher doing? Tell me about this boy. | flowers red five holding a ruler He's sitting on a chair. He's wearing a blue T-shirt. | Are these flowers? Are they red? Are there five? Six? Is she holding a ruler? Where's the boy sitting? (Is he sitting on a chair?) What's the boy wearing? (Is he wearing a blue T-shirt?) |
| 3 | Pick out 4 Object cards. | | | |
| 3.1 | Show computer card. | What's this? Do you have a computer? Is this computer new or old? | computer Yes/No old | Is it a computer? Is this computer old? |
| 3.2 | Show radio card. | | | |
| 3.3 | Show photo card. | What's this? Do you have a radio? What colour is this radio? | radio Yes/No blue | Is it a radio? Is this radio blue? |
| 3.4 | Show shirt card. | What's this? Do you take photos? What's your favourite hobby? | photo/picture Yes/No football/tennis | Is this a photo/picture? Is it football or tennis? |
| | | What's this? Do you wear a shirt? What colour is your shirt? | shirt Yes/No (blue...) | Is this a shirt? Is it blue? |
| 4 | Put away all cards. | Now, *, how old are you? How many children are there in your class? What's your favourite lesson? | nine 19 English | Are you nine? Are there 19 children in your class? Do you like English? |
| | | OK. Thank you, *. Goodbye. | Goodbye. | |

* Remember to use the child's name throughout the test.

TEST 3

| Part | Examiner does this | Examiner says this | Minimum response expected from child | Back-up questions |
|------|----------------------------------------------------------------------------------------------------------------------------------------------------------------------------------------|------------------------------------------------------------------------------------------------------------------------------------------------------------------------------------------------------------------------------------------------------------------------------------------------------------------------------------------------------------------------------------------------------------------------------------------|-------------------------------------------------------------------------------------------------------------------------------------------------------------------------------------------------------------------------------------------------------------------------------|------------------------------------------------------------------------------------------------------------------------------------------------------------------------------------------------------------------------------------------------------------------------------------------------------------------------------------------------------------------------|
| | Usher brings in and introduces candidate to examiner. | | | |
| | Candidate enters. | Hello. My name's Jane/Ms Smith. What's your name? | Hello. (name) | Is your name (child's name)? |
| 1 | Open Candidate booklet and point to Scene picture. Point to the television in Scene picture. Point to Object cards: | Look at this. This is a bedroom. It's a nice bedroom. Here's a television. *, where's the camera? Where's the window? Now look at these. Which is the giraffe? I'm putting the giraffe next to the radio. Now you put the giraffe on the bed. Which is the car? Put the car in front of the bookcase. Which is the watch? Put the watch between the radio and the phone. | Points to items in picture. Points to Object card. Puts Object card in place. Points to Object card. Puts Object card in place. Points to Object card. Puts Object card in place. | Is this the camera? Is this the window? Is this the giraffe? (pointing to giraffe) Where's the bed? On the bed. Is this the car? (pointing to car) Where's the bookcase? In front of the bookcase. Is this the watch? (pointing to watch) Where are the radio and the phone? Between the radio and the phone. |
| 2 | Remove Object cards and point to the boats on the Scene picture. Point to the girl on the bed. Point to the girl on the floor. Close Candidate booklet. | Now, *, what are these? What colour are they? How many boats are there? What's the girl doing? Tell me about this girl. | boats green three listening to the radio She's got brown hair. She's wearing a blue dress. | Are these boats? Are they green? Are there two? Three? Is she listening to the radio? What colour is the girl's hair? (Has she got brown hair?) What's the girl wearing? (Is she wearing a blue dress?) |
| 3 | Pick out 4 Object cards. | | | |
| 3.1 | Show orange card. | What's this? Do you like drinking orange juice? What's your favourite fruit? | orange Yes/No (apple/pear...) | Is this an orange? Do you like apples/pears? |
| 3.2 | Show horse card. | What's this? Can you ride a horse? Which animal would you like to have? | horse Yes/No (cat/fish...) | Is it a horse? Would you like to have a cat/fish? |
| 3.3 | Show skateboard card. | What's this? Do you like skateboarding? Which is your favourite sport? | skateboard Yes/No hockey/tennis | Is this a skateboard? Do you like playing hockey/tennis? |
| 3.4 | Show armchair card. | What's this? Do you have an armchair in your living room? What colour is your armchair? | armchair Yes/No (red/green...) | Is this an armchair? Is your armchair red/green? |
| 4 | Put away all cards. | Now, *, do you like eating meatballs? Who cooks dinner at your home? Which is your favourite food? | Yes/No mum/sister chicken with potatoes | Does your mum/sister cook dinner? Do you like chicken with potatoes? |
| | | OK. Thank you, *. Goodbye. | Goodbye. | |

* Remember to use the child's name throughout the test.

TEST 4

| Part | Examiner does this | Examiner says this | Minimum response expected from child | Back-up questions |
|------|----------------------------------------------------------------------------------------------------------------------------------------------------------------------------------------|--------------------------------------------------------------------------------------------------------------------------------------------------------------------------------------------------------------------------------------------------------------------------------------------------------------------------------------------------------------------------------------------------------------------------------|-------------------------------------------------------------------------------------------------------------------------------------------------------------------------------------------------------------------------------------------------------------------------------|---------------------------------------------------------------------------------------------------------------------------------------------------------------------------------------------------------------------------------------------------------------------------------------------------------------------------------------------------------------------|
| | Usher brings in and introduces candidate to examiner. | | | |
| | Candidate enters. | Hello. My name's Jane/Ms Smith. What's your name? | Hello. (name) | Is your name (child's name)? |
| 1 | Open Candidate booklet and point to Scene picture. Point to the two boys in Scene picture. Point to Object cards. | Look at this. This is a park. It's a nice park. Here are two boys. *, where's the frog? Where's the bird? Now look at these. Which is the lizard? I'm putting the lizard on the table. Now you put the lizard under the chair. Which is the kite? Put the kite in front of the cat. Which is the mango? Put the mango between the lorry and the motorbike. | Points to items in picture. Points to Object card. Puts Object card in place. Points to Object card. Puts Object card in place. Points to Object card. Puts Object card in place. | Is this the frog? Is this the bird? Is this the lizard? (pointing to lizard) Where's the chair? Under the chair. Is this the kite? (pointing to kite) Where's the cat? In front of the cat. Is this the mango? (pointing to mango) Where are the lorry and the motorbike? Between the lorry and the motorbike. |
| 2 | Remove Object cards and point to a dog on the Scene picture. Point to the boy in the water. Point to the man on the motorbike. Close Candidate booklet. | Now, *, what's this? What colour is it? How many dogs are there? What's the boy doing? Tell me about this man. | dog black three swimming He's riding a motorbike. He's wearing blue trousers. | Is this a dog? Is it black? Are there two? Three? Is the boy swimming? What's the man doing? (Is he riding a motorbike?) What's the man wearing? (Is he wearing blue trousers?) |
| 3 | Pick out 4 Object cards. | | | |
| 3.1 | Show snake card. | What's this? Do you like snakes? What animals are there in your garden? | snake Yes/No a cat | Is it a snake? Do you have a cat? |
| 3.2 | Show robot card. | What's this? Have you got a robot? What are your favourite toys? | robot Yes/No trains | Is it a robot? Are they trains? |
| 3.3 | Show elephant card. | What's this? Do you like elephants? What animals are there in the zoo? | elephant Yes/No giraffes/zebras | Is it an elephant? Are there giraffes/zebras? |
| 3.4 | Show basketball card. | What's this? Do you play basketball? Which sport do you like playing? | basketball Yes/No badminton | Is it a basketball? Do you like playing badminton? |
| 4 | Put away all cards. | Now, *, do you like eating sweets? What do you eat on your birthday? Where do you go on your birthday? | Yes/No cake to the park | Do you eat cake? Do you go to the park? |
| | | OK. Thank you, *. Goodbye. | Goodbye. | |

* Remember to use the child's name throughout the test.

TEST 5

| Part | Examiner does this | Examiner says this | Minimum response expected from child | Back-up questions |
|------|--------------------------------------------------------------------------------------------------------------------------------------------------------------------------------|---------------------------------------------------------------------------------------------------------------------------------------------------------------------------------------------------------------------------------------------------------------------------------------------------------------------------------------------------------------------------------------------------------------------------------------------------|-------------------------------------------------------------------------------------------------------------------------------------------------------------------------------------------------------------------------------------------------------------------------------|---------------------------------------------------------------------------------------------------------------------------------------------------------------------------------------------------------------------------------------------------------------------------------------------------------------------------------------------------------|
| | Usher brings in and introduces candidate to examiner. | | | |
| | Candidate enters. | Hello. My name's Jane/Ms Smith. What's your name? | Hello. (name) | Is your name (child's name)? |
| 1 | Open Candidate booklet and point to Scene picture. Point to the window in Scene picture. Point to Object cards. | Look at this. This is a living room. It's a nice living room. Here's a window. *, where's the sofa? Where's the mat? Now look at these. Which is the doll? I'm putting the doll next to the basketball. Now you put the doll under the chair. Which is the baseball? Put the baseball in front of the train. Which is the shoe? Put the shoe behind the girl with brown hair. | Points to items in picture. Points to Object card. Puts Object card in place. Points to Object card. Puts Object card in place. Points to Object card. Puts Object card in place. | Is this the sofa? Is this the mat? Is this the doll? (pointing to doll) Where's the chair? Under the chair. Is this the baseball? (pointing to baseball) Where's the train? In front of the train. Is this the shoe? (pointing to shoe) Where's the girl with brown hair? Behind this girl. |
| 2 | Remove Object cards and point to a car on the Scene picture. Point to the boy. Point to the girl in the red shoes. Close Candidate booklet. | Now, *, what's this? What colour is it? How many cars are there? What's the boy doing? Tell me about this girl. | car blue four painting (a picture) She's lying on the floor. She's reading a book. | Is this a car? Is it blue? Are there three? Four? Is he painting (a picture)? Where's the girl lying? (Is she lying on the floor?) What's the girl reading? (Is she reading a book?) |
| 3 | Pick out 4 Object cards. | | | |
| 3.1 | Show dog card. | What's this? Do you have a dog? What pets do your friends have? | dog Yes/No cats/fish | Is it a dog? Do they have cats/fish? |
| 3.2 | Show tablet card. | What's this? Can you have a tablet at school? Who in your family has got a tablet? | tablet Yes/No father/mother/sister/brother | Is it a tablet? Has your father/mother/sister/brother got a tablet? |
| 3.3 | Show beans card. | What are these? Do you eat beans? Which is your favourite food? | beans Yes/No rice | Are these beans? Is rice your favourite food? |
| 3.4 | Show shell card. | What's this? Do you like shells? Where can you find a shell? | shell Yes/No (on the) beach | Is this a shell? Can you find a shell on the beach? |
| 4 | Put away all cards. | Now, *, do you like eating sweets? Which is your favourite fruit? Where do you eat dinner? | Yes/No apple/pear/banana dining room | Is apple/pear/banana your favourite fruit? Do you eat dinner in the dining room? |
| | | OK. Thank you, *. Goodbye. | Goodbye. | |

* Remember to use the child's name throughout the test.

TEST 6

| Part | Examiner does this | Examiner says this | Minimum response expected from child | Back-up questions |
|------|--------------------------------------------------------------------------------------------------------------------------------------------------------------------------------------------------|-------------------------------------------------------------------------------------------------------------------------------------------------------------------------------------------------------------------------------------------------------------------------------------------------------------------------------------------------------------------------------------------------------------------------------|-----------------------------------------------------------------------------------------------------------------------------------------------------------------------------------------------------------------------------------------------------------------------|-----------------------------------------------------------------------------------------------------------------------------------------------------------------------------------------------------------------------------------------------------------------------------------------------------------------------------------------------------------|
| | Usher brings in and introduces candidate to examiner. | | | |
| | Candidate enters. | Hello. My name's Jane/Ms Smith. What's your name? | Hello. (name) | Is your name (child's name)? |
| 1 | Open Candidate booklet and point to Scene picture. Point to the robot in Scene picture. Point to Object cards. | Look at this. This is a park. It's a nice park. Here's a robot. *, where's the ball? Where's the apple? Now look at these. Which is the hat? I'm putting the hat on the girl's head. Now you put the hat in front of the girl. Which is the helicopter? Put the helicopter next to the kite. Which is the bear? Put the bear between the cat and the dog. | Points to items in picture. Points to Object card. Puts Object card in place. Points to Object card. Puts Object card in place. Points to Object card. Puts Object card in place. | Is this the ball? Is this the apple? Is this the hat? (pointing to hat) Where's the girl? In front of the girl. Is this the helicopter? (pointing to helicopter) Where's the kite? Next to the kite. Is this the bear? (pointing to bear) Where are the cat and the dog? Between the cat and the dog. |
| 2 | Remove Object cards and point to a bird on the Scene picture. Point to the boy with the balloons. Point to the boy in the blue trousers. Close Candidate booklet. | Now, *, what's this? What colour is it? How many birds are there? What's the boy doing? Tell me about this boy. | bird blue three holding (seven) balloons He's flying a kite. He's got blue hair. | Is this a bird? Is it blue? Are there two? Three? Is the boy holding (seven) balloons? What's the boy doing? (Is he flying a kite?) What colour's the boy's hair? (Has he got blue hair?) |
| 3 | Pick out 4 Object cards. | | | |
| 3.1 | Show mouse card. | What's this? Do you like mice? What colour are the mice? | mouse Yes/No grey/white | Is it a mouse? Are they grey/white? |
| 3.2 | Show bike card. | What's this? Can you ride a bike? What present do you want for your birthday? | bike Yes/No bike/computer | Is it a bike? Do you want a bike/computer? |
| 3.3 | Show camera card. | What's this? Do you have a camera? What colour is your/this camera? | camera Yes/No blue | Is it a camera? Is your/this camera blue? |
| 3.4 | Show toy lorry card. | What's this? Do you play with toy lorries? Which are your favourite toys? | toy lorry Yes/No dolls | Is it a toy lorry? Are dolls your favourite toys? |
| 4 | Put away all cards. | Now, *, is your house big or small? How many bedrooms are there in your house? What colour's the wall in your bedroom? | big two blue | Is it big? Are there two bedrooms in your house? Is the wall in your bedroom blue? |
| | | OK. Thank you, *. Goodbye. | Goodbye. | |

* Remember to use the child's name throughout the test.

TEST 7

| Part | Examiner does this | Examiner says this | Minimum response expected from child | Back-up questions |
|------|--------------------------------------------------------------------------------------------------------------------------------------------------------------------|-------------------------------------------------------------------------------------------------------------------------------------------------------------------------------------------------------------------------------------------------------------------------------------------------------------------------------------------------------------------------------------------------------------------|---------------------------------------------------------------------------------------------------------------------------------------------------------------------------------------------------------------------------------------------------------------|---------------------------------------------------------------------------------------------------------------------------------------------------------------------------------------------------------------------------------------------------------------------------------------------------------------------------------------------------|
| | Usher brings in and introduces candidate to examiner. | | | |
| | Candidate enters. | Hello. My name's Jane/Ms Smith. What's your name? | Hello. (name) | Is your name (child's name)? |
| 1 | Open Candidate booklet and point to Scene picture. Point to the old woman in Scene picture. Point to Object cards. | Look at this. This is a beach. It's a beautiful day. Here's an old woman. *, where's the girl? Where's the hat? Now look at these. Which is the ball? I'm putting the ball next to the hat. Now you put the ball under the birds. Which is the kite? Put the kite in front of the toy lorry. Which is the camera? Put the camera between the dresses. | Points to items in picture. Points to Object card. Puts Object card in place. Points to Object card. Puts Object card in place. Points to Object card. Puts Object card in place. | Is this the girl? Is this the hat? Is this the ball? (pointing to ball) Where are the birds? Under the birds. Is this the kite? (pointing to kite) Where's the toy lorry? in front of the toy lorry. Is this the camera? (pointing to camera) Where are the dresses? Between the dresses. |
| 2 | Remove Object cards and point to the sea on the Scene picture. Point to the boy in the sea. Point to the girl. Close Candidate booklet. | Now, *, what's this? What colour is it? How many people are there? What's the boy doing? Tell me about this girl. | the sea blue two swimming She's sitting on a chair. She's got yellow hair. | Is it the sea? Is it blue? Are there two people? Is the boy swimming? Is the girl sitting? Has she got yellow hair? |
| 3 | Pick out 4 Object cards. | | | |
| 3.1 | Show shoes card. | What are these? Do you wear green shoes? What colour are your shoes? | shoes Yes/No (black...) | Are these shoes? Are they black? |
| 3.2 | Show radio card. | What's this? Do you have a radio? What's your favourite song? | radio Yes/No Five Small Ducks | Is it a radio? Is it Five Small Ducks? |
| 3.3 | Show photo card. | What's this? Do you take photos? What photos do you take? | photo/picture Yes/No friends/family/animals | Is this a photo/picture? Do you take pictures of animals/your friends/your family? |
| 3.4 | Show trousers card. | What are these? Do you wear trousers? What colour are your trousers? | trousers Yes/No (blue...) | Are these trousers? Are they blue? |
| 4 | Put away all cards. | Now, *, can you swim? Where do you swim? Who do you swim with? | Yes/No in the sea family/friends | Do you swim in the sea? Do you swim with your family? Do you swim with your friends? |
| | | OK. Thank you, *. Goodbye. | Goodbye. | |

* Remember to use the child's name throughout the test.

TEST 8


| Part | Examiner does this | Examiner says this | Minimum response expected from child | Back-up questions |
|------|------------------------------------------------------------------------------------------------------------------------------------------------------------------------------|----------------------------------------------------------------------------------------------------------------------------------------------------------------------------------------------------------------------------------------------------------------------------------------------------------------------------------------------------------------------------------------------------------------------------|-------------------------------------------------------------------------------------------------------------------------------------------------------------------------------------------------------------------------------------------------------------------|---------------------------------------------------------------------------------------------------------------------------------------------------------------------------------------------------------------------------------------------------------------------------------------------------------------------------------------|
| | Usher brings in and introduces candidate to examiner. | | | |
| | Candidate enters. | Hello. My name's Jane/Ms Smith. What's your name? | Hello. (name) | Is your name (child's name)? |
| 1 | Open Candidate booklet and point to Scene picture. Point to the woman in Scene picture. Point to Object cards. | Look at this. This is a kitchen. It's a nice room. Here's a woman. *, where's the rubber? Where's the milk? Now look at these. Which is the carrot? I'm putting the carrot next to the dog. Now you put the carrot under the chair. Which is the tablet? Put the tablet in front of the girl. Which is the watermelon? Put the watermelon between the bananas. | Points to items in picture. Points to Object card. Puts Object card in place. Points to Object card. Puts Object card in place. Points to Object card. Puts Object card in place. | Is this the rubber? Is this the milk? Is this the carrot? (pointing to carrot) Where's the chair? Under the chair. Is this the tablet? (pointing to tablet) Where's the girl? in front of the girl. Is this the watermelon? (pointing to watermelon) Where are the bananas? Between the bananas. |
| 2 | Remove Object cards and point to the apples on the Scene picture. Point to the woman. Point to the boy at the table. Close Candidate booklet. | Now, *, what are these? What colour are they? How many apples are there? What's the woman doing? Tell me about this boy. | apples red two holding a cake He's sitting on a chair. He's reading a book. He's wearing a blue T-shirt. | Are these apples? Are they red? Are there two? Is she holding a cake? Is the boy sitting on a chair? Is he reading a book? Is he wearing a blue T-shirt? |
| 3 | Pick out 4 Object cards. | | | |
| 3.1 | Show horse card. | What's this? Can you ride a horse? Which is your favourite animal? | horse Yes/No monkeys | Is it a horse? Are monkeys your favourite animals? |
| 3.2 | Show telephone card. | What's this? Do you have a telephone? What colour is your telephone? | telephone Yes/No yellow | Is it a telephone? Is it yellow? |
| 3.3 | Show bird card. | What's this? Do you like birds? What pet would you like to have? | bird Yes/No (a) cat | Is this a bird? Would you like to have a cat? |
| 3.4 | Show T-shirt card. | What's this? Do you wear a T-shirt? What colour is your T-shirt? | T-shirt Yes/No (pink...) | Is this a T-shirt? Is it pink? |
| 4 | Put away all cards. | Now, *, can you ride a bike? Where do you ride your bike? Who do you ride your bike with? | Yes/No in the garden brother/sister | Do you ride your bike in the garden? Do you ride your bike with your brother/sister? |
| | | OK. Thank you, *. Goodbye. | Goodbye. | |

* Remember to use the child's name throughout the test.

TEST 1

Listening - Part 1 (5 marks) (page 6)

1. Alice and the girl wearing a red dress
2. Jill and the girl reading a book
3. Tom and the boy next to the dog
4. Dan and the boy with the skateboard, wearing a hat
5. Matt and the boy with black hair, running



Listening - Part 2 (5 marks) (page 7)


1. three/3
2. Lucy
3. eight/8
4. Sue
5. fifteen/15

Listening - Part 3 (5 marks) (page 9)

1. C
2. A
3. C
4. A
5. B

Listening - Part 4 (5 marks) (page 11)

1. Colour the cat next to the computer - grey
2. Colour the cat in front of the radio - green
3. Colour the cat under the painting - yellow
4. Colour the cat between the piano and the bookcase - purple
5. Colour the cat sitting on the toy cow - brown



Reading & Writing - Part 1 (5 marks) (page 14)

1. ✓
2. X
3. X
4. ✓
5. ✓

Reading & Writing - Part 2 (5 marks) (page 16)

1. no
2. no
3. yes
4. no
5. yes

Reading & Writing - Part 3 (5 marks) (page 17)

1. dress
2. sock
3. trousers
4. skirt
5. jacket

Reading & Writing - Part 4 (5 marks) (page 18)

1. trees
2. flowers
3. frogs
4. kites
5. tennis

Reading & Writing - Part 5 (5 marks) (page 19)

1. reading
2. chair
3. four/4
4. girl
5. running

TEST 2

Listening - Part 1 (5 marks) (page 24)

1. Anna and the girl in the sea
2. Grace and the girl at the beach, playing with an orange ball
3. Sue and the girl with a dog
4. Mark and the boy with brown hair, swimming
5. Alex and the boy with a brown hat, fishing



Listening - Part 2 (5 marks) (page 25)

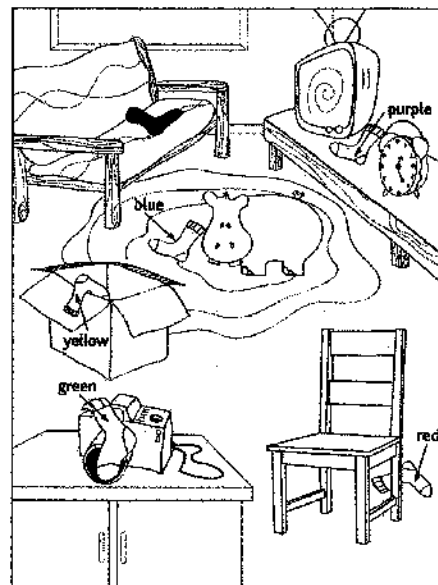
1. Flower
2. two/2
3. Anna
4. eight/8
5. Hugo

Listening - Part 3 (5 marks) (page 27)

1. C
2. A
3. B
4. A
5. B

Listening - Part 4 (5 marks) (page 29)

1. Colour the sock on the camera - green
2. Colour the sock next to the toy hippo - blue
3. Colour the sock between the TV and the clock - purple
4. Colour the sock behind the chair - red
5. Colour the sock in the box - yellow



Reading & Writing - Part 1 (5 marks) (page 32)

1. ✓
2. ✓
3. X
4. X
5. ✓

Reading & Writing - Part 2 (5 marks) (page 34)

1. yes
2. no
3. yes
4. no
5. no

Reading & Writing - Part 3 (5 marks) (page 35)

1. tennis
2. hockey
3. football
4. baseball
5. fishing

Reading & Writing - Part 4 (5 marks) (page 36)

1. bread
2. eggs
3. legs
4. hands
5. trees


Reading & Writing - Part 5 (5 marks) (page 37)

1. four/4
2. tree
3. red
4. camera
5. photo/picture

TEST 3

Listening - Part 1 (5 marks) (page 42)

1. Nick and the boy in the water, holding a toy boat
2. Anna and the woman next to grandpa, holding a glass
3. May and the girl playing the guitar
4. Grace and the woman standing in front of the door
5. Eva and the girl with a flower in her hair and a flower on her skirt



Listening - Part 2 (5 marks) (page 43)

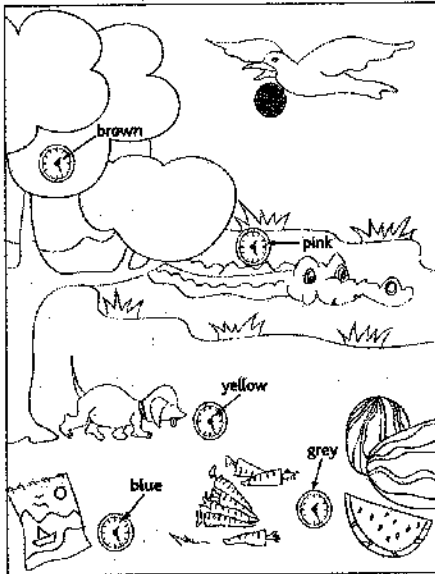
1. Plane 2. six/6 3. three/3 4. Smiles
5. five/5

Listening - Part 3 (5 marks) (page 45)

1. B 2. A 3. A 4. C 5. C

Listening - Part 4 (5 marks) (page 47)

1. Colour the clock on the tree - brown
2. Colour the clock next to the dog - yellow
3. Colour the clock behind the crocodile - pink
4. Colour the clock between the watermelons and the carrots - grey
5. Colour the clock next to the drawing - blue



Reading & Writing - Part 1 (5 marks) (page 50)

1. X 2. ✓ 3. ✓ 4. X 5. ✓

Reading & Writing - Part 2 (5 marks) (page 52)

1. yes 2. no 3. yes 4. yes 5. no

Reading & Writing - Part 3 (5 marks) (page 53)

1. chips 2. juice 3. lime
4. coconut 5. beans

Reading & Writing - Part 4 (5 marks) (page 54)

1. cake 2. lemonade 3. wall
4. cat 5. glasses


Reading & Writing - Part 5 (5 marks) (page 55)

1. piano 2. burgers 3. sofa
4. eating 5. reading

TEST 4

Listening - Part 1 (5 marks) (page 60)

1. Anna and the girl wearing a blue dress, sitting between two boys
2. Alex and the boy in front of the girl in the blue dress
3. Hugo and the boy wearing a purple T-shirt
4. Mark and the boy standing in front of the door
5. Ben and the boy with black hair who has a rubber on his desk



Listening - Part 2 (5 marks) (page 61)


1. Kim 2. seven/7 3. Bean 4. twenty/20
5. Pat

Listening - Part 3 (5 marks) (page 63)

1. B 2. C 3. A 4. B 5. C

Listening - Part 4 (5 marks) (page 65)

1. Colour the pear between the train and the armchair - green
2. Colour the pear on the basketball - red
3. Colour the pear on the cat's tail - black
4. Colour the pear in the hat - purple
5. Colour the pear under the television - orange



Reading & Writing - Part 1 (5 marks) (page 68)

1. ✓ 2. X 3. X 4. ✓ 5. ✓

Reading & Writing - Part 2 (5 marks) (page 70)

1. no 2. yes 3. no 4. no 5. yes

Reading & Writing - Part 3 (5 marks) (page 71)

1. sofa 2. lamp 3. mirror
4. bath 5. desk

Reading & Writing - Part 4 (5 marks) (page 72)

1. sofa 2. fish 3. milk
4. dogs 5. tail


Reading & Writing - Part 5 (5 marks) (page 73)

1. tree 2. singing 3. coconut
4. fishing 5. ball

TEST 5

Listening - Part 1 (5 marks) (page 78)

1. Lucy and the girl wearing a yellow jacket, holding a lot of books
2. Pat and the girl wearing blue jeans and a pink shirt, standing next to a red and yellow ball
3. Matt and the boy wearing blue jeans and a brown T-shirt
4. Grace and the girl with long, brown hair, holding a blue book
5. Anna and the girl wearing a blue and green dress and blue shoes



Listening - Part 2 (5 marks) (page 79)


1. Nick 2. ten/10 3. three/3 4. May 5. six/6

Listening - Part 3 (5 marks) (page 81)

1. C 2. A 3. B 4. B 5. A

Listening - Part 4 (5 marks) (page 83)

1. Colour the flower the girl has in her hand - yellow
2. Colour the flower behind the boy with the toy train - green
3. Colour the flower under the tree - blue
4. Colour the flower in front of the dog - orange
5. Colour the flower in the bird's mouth - purple



Reading & Writing - Part 1 (5 marks)
(page 86) 1.X 2.✓ 3.X 4.X 5.✓

Reading & Writing - Part 2 (5 marks)
(page 88) 1.no 2.yes 3.no 4.no 5.yes

Reading & Writing - Part 3 (5 marks)
(page 89) 1.child 2.baby 3.family
4.mother 5.grandpa


Reading & Writing - Part 4 (5 marks)
(page 90) 1.house 2.beach 3.frogs
4.tail 5.eyes

Reading & Writing - Part 5 (5 marks)
(page 91) 1.apple 2.mouse 3.blue
4.table 5.ice cream

TEST 6

Listening - Part 1 (5 marks) (page 96)

- Grace and the girl next to the dog, wearing pink shoes
- Ben and the boy wearing a brown hat, standing next to a toy lorry
- Hugo and the boy wearing a grey hat, holding a robot
- Sam and the boy wearing a yellow jacket
- Eva and the girl in the blue dress, wearing pink shoes




Listening - Part 2 (5 marks) (page 97)
1.twelve/12 2.six/6 3.seven/7 4.Green
5.Alex

Listening - Part 3 (5 marks) (page 99)
1.C 2.B 3.A 4.B 5.A

Listening - Part 4 (5 marks) (page 101)

- Colour the monkey sitting on the chair - orange
- Colour the monkey under the tree - black
- Colour the monkey behind the cat - red
- Colour the monkey in front of the flowers - grey
- Colour the monkey between the boys - green



Reading & Writing - Part 1 (5 marks)
(page 104) 1.X 2.✓ 3.✓ 4.X 5.✓

Reading & Writing - Part 2 (5 marks)
(page 106) 1.yes 2.no 3.no 4.yes 5.no

Reading & Writing - Part 3 (5 marks)
(page 107) 1.coconut 2.potato 3.pineapple
4.lime 5.onion

Reading & Writing - Part 4 (5 marks)
(page 108) 1.meat 2.families 3.games
4.sun 5.cats

Reading & Writing - Part 5 (5 marks)
(page 109) 1.three/3 2.two/2 3.boy
4.yellow 5.camera

TEST 7

Listening - Part 1 (5 marks) (page 114)

- Alice and the girl with a frog, wearing a red dress
- Pat and the girl wearing a yellow skirt and a blue T-shirt, reading a book
- Matt and the boy wearing a hat, holding a skateboard
- May and the girl with the long hair, reading a red book
- Sam and the boy wearing a blue shirt, reading a blue book



Listening - Part 2 (5 marks) (page 115)


- four/4 2.Lucy 3.Grace
- fourteen/14 5.three/3

Listening - Part 3 (5 marks) (page 117)

- B 2.C 3.A 4.B 5.A

Listening - Part 4 (5 marks) (page 119)

- Colour the big toy car in front of the armchair - green
- Colour the toy car next to the toy lorry - orange
- Colour the toy car the boy is holding - brown
- Colour the toy car in front of the box - purple
- Colour the toy car in the box - red



Reading & Writing - Part 1 (5 marks) (page 122)

- X 2.X 3.✓ 4.✓ 5.X

Reading & Writing - Part 2 (5 marks) (page 124)

- no 2.no 3.yes 4.no 5.yes

Reading & Writing - Part 3 (5 marks) (page 125)

- arm 2.hand 3.ear 4.eye 5.body

Reading & Writing - Part 4 (5 marks) (page 126)

- ears 2.legs 3.tail 4.meat 5.People


Reading & Writing - Part 5 (5 marks) (page 127)

- writing 2.three/3 3.smiling/talking
- wall 5.house

TEST 8

Listening - Part 1 (5 marks) (page 132)

1. Alice and the girl with long, black hair, holding a ball
2. Grace and the girl with long, brown hair, standing next to a toy zebra
3. Mark and the boy in the orange shorts, playing with a yellow toy car
4. Bill and the boy with the skateboard, wearing a hat
5. Lucy and the girl with brown hair, wearing a purple dress



Listening - Part 2 (5 marks) (page 133)


1. Green 2. Ann 3. nineteen/19
4. Hugo 5. five/5

Listening - Part 3 (5 marks) (page 135)

1. C 2. B 3. B 4. C 5. C

Listening - Part 4 (5 marks) (page 137)

1. Colour the bird on the table - orange
2. Colour the bird under the tree - yellow
3. Colour the bird next to the boy - green
4. Colour the bird in front of the ball - blue
5. Colour the bird between the two lizards - black



Reading & Writing - Part 1

(5 marks) (page 140)

1. ✓ 2. ✗ 3. ✗ 4. ✓ 5. ✗

Reading & Writing - Part 2

(5 marks) (page 142)

1. no 2. no 3. yes 4. yes 5. no

Reading & Writing - Part 3

(5 marks) (page 143)

1. children 2. teacher
3. classroom 4. playground 5. board

Reading & Writing - Part 4

(5 marks) (page 144)

1. elephants 2. frogs
3. children 4. food 5. photos

Reading & Writing - Part 5

(5 marks) (page 145)

1. sausages 2. drawing 3. sleeping
4. two/2 5. mouse

A

a det
about prep
add v
afternoon n
again adv
Alex n
Alice n
alien n
alphabet n
an det
and conj
angry adj
animal n
Anna n
answer n + v
apartment n (UK flat)
apple n
arm n
armchair n
ask v
at prep of place

B

baby n
badminton n
bag n
ball n
balloon n
banana n
baseball n
baseball cap n
basketball n
bat (for baseball) n
bath n
bathroom n
be v
beach n
bean n
bear n
beautiful adj
bed n
bedroom n
bee n
behind prep
Ben n
between prep
big adj
bike n
Bill n
bird n
birthday n
black adj
blue adj
board n
board game n
boat n
body n
book n
bookcase n
bookshop n
boots n
bounce v
box n
boy n
bread n
breakfast n
brother n
brown adj
burger n
bus n
but conj
bye excl

C

cake n
camera n
can v
candy n (UK sweet)
car n
carrot n
cat n
catch v
chair n
chicken n
child/children n
chips n (US fries)
chocolate n
choose v
clap v
class n
classmate n
classroom n
clean adj + v
clock n
close v
closed adj
clothes n
coconut n
colour n + v (US color)
come v
complete v
computer n
cool adj
Cool! excl
correct adj
count v
cousin n
cow n
crayon n
crocodile n
cross n + v
cupboard n

D

dad n
Dan n
day n
desk n
dining room n
dinner n
dirty adj
do v
dog n
doll n
donkey n
don't worry excl
door n
double adj
draw v
drawing n
dress n
drink n + v
drive v
duck n

E

ear n
eat v
egg n
elephant n
end n
English adj + n
enjoy v
eraser n (UK rubber)
Eva n
evening n
example n
eye n

F

face n
family n
fantastic adj
Fantastic! excl
father n
favourite adj (US favorite)
find v
fish (s + pl) n
fishing n
flat n (US apartment)
floor n
flower n
fly v
food n
foot/feet n
football n (US soccer)
for prep
friend n
fries n (UK chips)
frog n
from prep
fruit n
fun adj + n
funny adj

G

game n
garden n
get v
giraffe n
girl n
give v
glasses n
go v
go to bed v
go to sleep v
goat n
good adj
goodbye excl
Grace n
grandfather n
grandma n
grandmother n
grandpa n
grape n
gray adj (UK grey)
great adj + excl
green adj
grey adj (US gray)
guitar n

H

hair n
hall n
hand n
handbag n
happy adj
hat n
have v
have got v
he pron
head n
helicopter n
hello excl
her poss adj + pron
here adv
hers pron
Hi! excl
him pron
hippo n
his poss adj + pron
hit v
hobby n
hockey n
hold v

home n + adv
Hooray! excl
horse n
house n
how int
how many int
how old int
Hugo n

I

I pron
ice cream n
in prep of place + time
in front of prep
it pron
its poss adj + pron

J

jacket n
jeans n
jellyfish n
Jill n
juice n
jump v

K

keyboard n (computer)
kick v
kid n
Kim n
kitchen n
kite n
kiwi n
know v

L

lamp n
learn v
leg n
lemon n
lemonade n
lesson n
let's v
letter n (of the alphabet)
like prep + v
lime n
line n
listen v
live v
living room n
lizard n
long adj
look v
look at v
lorry n (US truck)
a lot adv + pron
a lot of det
lots adv + pron
lots of det
love v
Lucy n
lunch n

M

make v
man/men n
mango n
many det
Mark n
mat n
Matt n
May (girl's name) n
me pron
me too dis
meat n

meatballs n
milk n
mine pron
mirror n
Miss title
monkey n
monster n
morning n
mother n
motorbike n
mouse/mice n
mouse n (computer)
mouth n
Mr title
Mrs title
mum n
music n
my poss adj

N
name n
new adj
next to prep
nice adj
Nick n
night n
no adv + det
nose n
not adv
now adv
number n

O
of prep
oh dis
oh dear excl
OK adj + dis
old adj
on prep of place
one det + pron
onion n
open adj + v
or conj
orange adj + n
our poss adj
ours pron

P
page n
paint n + v
painting n
paper n
pardon int
park n
part n
Pat n
pea n
pear n
pen n
pencil n
person/people n
pet n
phone n + v
photo n
piano n
pick up v
picture n
pie n
pineapple n
pink adj
plane n
play v

playground n
please dis
point v
polar bear n
poster n
potato n
purple adj
put v

Q
question n

R
radio n
read v
really adv
red adj
rice n
ride v
right adj (correct)
right dis
robot n
room n
rubber n (US eraser)
rug n
ruler n
run v

S
sad adj
Sam n
sand n
sausage n
say v
scary adj
school n
sea n
see v
See you! excl
sentence n
she pron
sheep (s + pl) n
shell n
ship n
shirt n
shoe n
shop n (US store)
short adj
shorts n
show v
silly adj
sing v
sister n
sit v
skateboard n
skateboarding n
skirt n
sleep v
small adj
smile n + v
snake n
so dis
soccer n (UK football)
sock n
sofa n
some det
song n
sorry adj + int
spell v
spider n
sport n
stand v
start v
stop v

store n (UK shop)
story n
street n
Sue n
sun n
supper n
sweet(s) n (US candy)
swim v

T
table n
table tennis n
tablet n
tail n
take a photo/picture v
talk v
teacher n
television/TV n
tell v
tennis n
tennis racket n
thank you dis
thanks dis
that det + pron
the det
their poss adj
theirs pron
them pron
then dis
there adv
these det + pron
they pron
thing n
this det + pron
those det + pron
throw v
tick n + v
tiger n
to prep
today adv + n
Tom n
tomato n
too adv
toy n
train n
tree n
trousers n
truck n (UK lorry)
try n + v
T-shirt n
TV/television n

U
ugly adj
under prep
understand v
us pron

V
very adv

W
walk v
wall n
want v
watch n + v
water n
watermelon n
wave v
we pron
wear v
well dis
well done dis
what int

where int
which int
white adj
who int
whose int
window n
with prep
woman/women n
word n
would like v
Wow! excl
write v

Y
year n
yellow adj
yes adv
you pron
young adj
your poss adj
yours pron

Z
zebra n
zoo n

Numbers
understand & write numbers
1-20

Names

Alex
Alice
Anna
Ben
Bill
Dan
Eva
Grace
Hugo
Jill
Kim
Lucy
Mark
Matt
May
Nick
Pat
Sam
Sue
Tom

Abbreviations:

adj adjective
adv adverb
conj conjunction
det determiner
dis discourse marker
excl exclamation
int interrogative
n noun
pl plural
poss possessive
prep preposition
pron pronoun
s singular
v verb